

Classify

Apply In:

- Leveled Book: *A Nation of Immigrants*
- Leveled Book: *All Across America*

1 Reteach

Demonstrate classifying by having students gather and sort items found around school. Record the contents of students' sorted piles in a chart.

Things Around School

Clothing	Things We Read	Food
hat	book	milk
coat	magazine	apple
shoes	poster	sandwich

Materials

- items to sort: clothing, reading materials, food

Explain: **We classified these things. When you classify, you put things that are alike in a group.** Point to the pile of clothing and say: **How are all the things in this group alike?** Repeat the question for each group of items.

Point out that the chart shows three groups of things found around school. Ask: **Why are the book, magazine, and poster together?** (These are things we read.) Elaborate: **You could also classify this group as Things Made From Paper because each thing is made from paper.**

2 Practice with a Partner

Give partners a variety of writing implements. Have them classify them in groups. For example, students can sort the items by:

- color
- type (pen, pencil, marker)
- length

Invite students to classify the items, and then have other pairs guess the categories.

Materials

- items to sort: writing implements

Classify

3 Apply

Distribute copies of the **Classify Bookmark**. Explain that students should refer to the Bookmark as they read. Then form groups.

- ▶ **Beginning Readers** read silently or aloud with a partner.
- ▶ **More Fluent Readers** read silently.

After reading, bring groups together to classify elements in the selections. Use the **Multi-Level Strategies** to support students at all proficiency levels.

BEGINNING	INTERMEDIATE	ADVANCED
Have students classify the immigrants in <i>A Nation of Immigrants</i> by their careers. Point to the inventors on pages 6–7. Ask: Are they athletes or inventors?	Have students who read <i>All Across America</i> classify Americans by their careers. For example, on pages 7–9, have students name the categories: <i>explorers, pioneers, cowboys.</i>	Have students who read <i>All Across America</i> classify Americans by their careers. For example, on pages 7–9, ask: Who are these people? or What did these people do?

Record students' ideas in a chart like this:

Careers in America

<u>A Nation of Immigrants</u>	<u>All Across America</u>
athletes	explorers
inventors	pioneers
authors	soldiers
teachers	cowboys

CLOSE AND ASSESS


Ask students to tell how to classify things. (put things that are alike in a group)

Classify


When you **classify**, you put things into groups. Things that are the same in some way are in the same group.

This chart shows two groups of food.

Food



Fruits



Vegetables

© Hampton-Brown




Classify

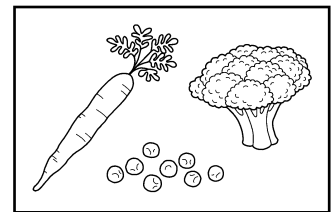
When you **classify**, you put things into groups. Things that are the same in some way are in the same group.

This chart shows two groups of food.

Food



Fruits



Vegetables

© Hampton-Brown




Classify


When you **classify**, you put things into groups. Things that are the same in some way are in the same group.

This chart shows two groups of food.

Food



Fruits



Vegetables

© Hampton-Brown




Classify

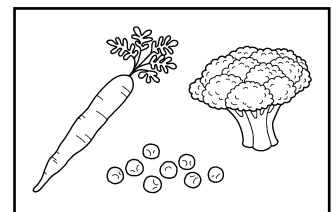
When you **classify**, you put things into groups. Things that are the same in some way are in the same group.

This chart shows two groups of food.

Food



Fruits



Vegetables

© Hampton-Brown

