

Problem/Solution

Apply In:

- Leveled Book: *The Midnight Ride*
- Leveled Book: *Redcoats and Petticoats*

1 Reteach

Conduct a demonstration to relate problem and solution. Create a jumble of books on a bookshelf. Say: **I can't find the book I want to read. I have a problem. What is wrong?** Then ask: **What can I do? How can I find the book?**

Arrange the books neatly and hold up the missing book. Explain: **A problem is something to solve, or fix. How do I solve the problem? Yes, I put the books neatly on the shelf. That is the solution.**

Then display and review this chart:

Problem	Solution
To find the problem, ask: What needs to be solved?	To find the solution, ask: How does the problem get solved?

Pantomime as you say: **I feel cold. I'll put on a sweater.** Have students use the chart to identify the problem and the solution. Ask:

- ▶ **What needs to be solved?** (You feel cold.)
- ▶ **How does the problem get solved?** (You put on a sweater.)

2 Practice with a Partner

Read these statements aloud, one at a time.

- ▶ **There is trash in the schoolyard.**
- ▶ **You lost a book on the way to school.**
- ▶ **You can't remember the homework assignment.**

Have students think about possible solutions and then tell a partner a brief story about the problem and its solution.

Problem/Solution

3 Apply

Distribute copies of the **Problem and Solution Bookmark**. Explain that students should refer to the Bookmark as they read. Then form groups.

- ▶ **Beginning Readers** read silently or aloud with a partner.
- ▶ **More Fluent Readers** read silently.

After reading, have students identify the problems and solutions in the books. Use the **Multi-Level Strategies** to involve students at all proficiency levels.

BEGINNING	INTERMEDIATE	ADVANCED
Have students who read <i>The Midnight Ride</i> use pictures or role-play to identify problems: What happens when Paul sees two British soldiers? Show me the problem he has.	Display page 4 of <i>Redcoats and Petticoats</i> and ask: What problem does Thomas's family have? Display pages 24–25 and ask: How does Thomas's mother solve the problem?	After students state the problem and solution that apply to Thomas's family in <i>Redcoats and Petticoats</i> , ask what problem the Patriots had and how Thomas's mother helped solve it.

Record students' ideas in a chart, for example:

Problem	Solution
<i>Redcoats take Father and move into the house.</i>	<i>Thomas's family moves into a little cottage.</i>

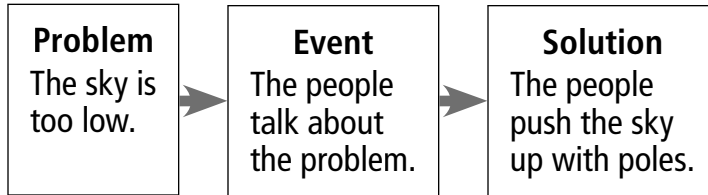
Have partners use the chart to retell the story.

CLOSE AND ASSESS

Have students tell what a problem is (something that needs to be solved, or fixed) and what a solution is (how someone solves the problem).

Problem and Solution

Some stories start with a **problem**. Events tell what characters do to solve, or fix, the problem. This is the **solution**.

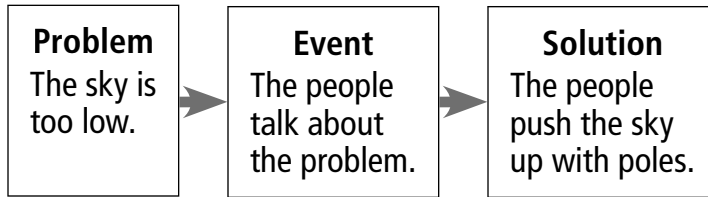


© Hampton-Brown



Problem and Solution

Some stories start with a **problem**. Events tell what characters do to solve, or fix, the problem. This is the **solution**.

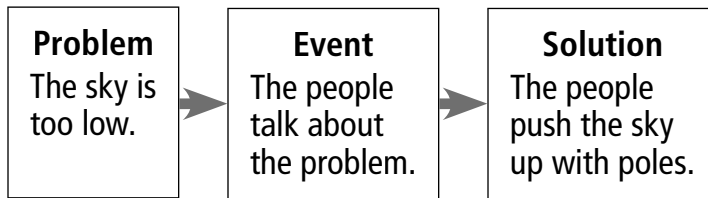


© Hampton-Brown



Problem and Solution

Some stories start with a **problem**. Events tell what characters do to solve, or fix, the problem. This is the **solution**.

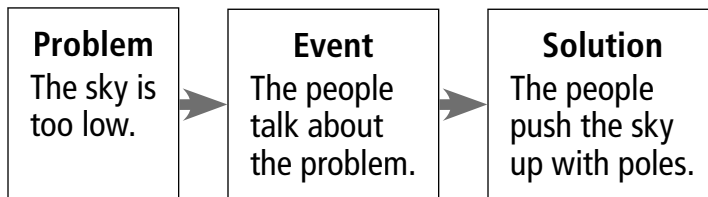


© Hampton-Brown



Problem and Solution

Some stories start with a **problem**. Events tell what characters do to solve, or fix, the problem. This is the **solution**.



© Hampton-Brown

