

Draw Conclusions

Apply In:


- Leveled Book: *An Old Family Recipe*
- Leveled Book: *Ayu and the Perfect Moon*

1 Reteach

Pantomime being very tired. Give clues that you need sleep by yawning, letting your eyes droop, slumping, etc. Ask: **How do you think I feel?** (You are tired/sleepy.) **How do you know?** Talk about the clues that students used.

Say: **Sometimes you use clues, or little pieces of information, to figure things out. You find clues in what you see and read. Then you put the clues together with what you already know. When you figure things out like this, you draw a conclusion.**

Display this chart:



Now display the picture. Ask students which season they think it shows. Then ask: **How did you figure that out? What clues did you use?** Use the chart to discuss how students combined clues with what they know to draw a conclusion.

Materials

- picture that clearly shows a season

2 Practice with a Partner

Have partners play "Where Did I Go?" Read aloud a different set of clues to each pair. Students combine the clues with what they know to figure out "where you went."

- bathing suit, towel, shovel, pail (beach)
- ball, bat, baseball glove (baseball field)
- tickets, popcorn, soft drink (movies)

Draw Conclusions

3 Apply

Distribute copies of the **Draw Conclusions Bookmark**. Explain that students should refer to the Bookmark as they read. Then form groups.

- ▶ **Beginning Readers** read silently or aloud with a partner.
- ▶ **More Fluent Readers** read silently.

After reading, bring groups together to talk about the conclusions they drew while reading the stories. Use the **Multi-Level Strategies** to support students at all proficiency levels.

BEGINNING	INTERMEDIATE	ADVANCED
Have students who read <i>An Old Family Recipe</i> turn to page 9 and act out how Monika feels when she tastes the soup: Is Monika happy? How do you know? Point to a clue in the picture.	To help students who read <i>Ayu and the Perfect Moon</i> draw conclusions, ask: How does Ayu feel when she dances under the perfect moon? How do you know? Name some clues.	Have students state conclusions and tell how they drew each conclusion. For example: <i>I think being a dancer for the village is very important because Ayu wears a golden crown for the dance.</i>

Record students' ideas in a chart like this:

Clues	Conclusions

After completing the chart, have each group draw conclusions together about their entire book.

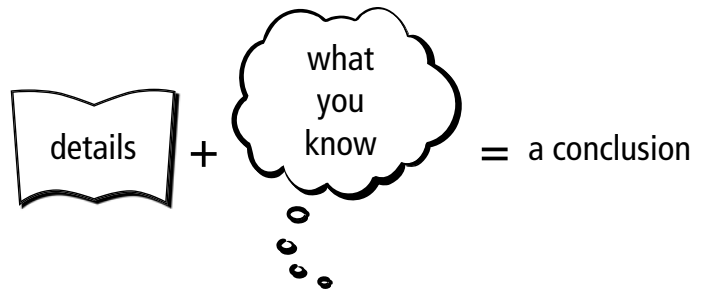
CLOSE AND ASSESS

Have students tell how to draw a conclusion. (put together what you know with clues from what you see and read)

Draw Conclusions

When you **draw conclusions**, you figure things out. To draw a conclusion:

- read carefully
- think about the details in the story
- combine the details with what you already know.



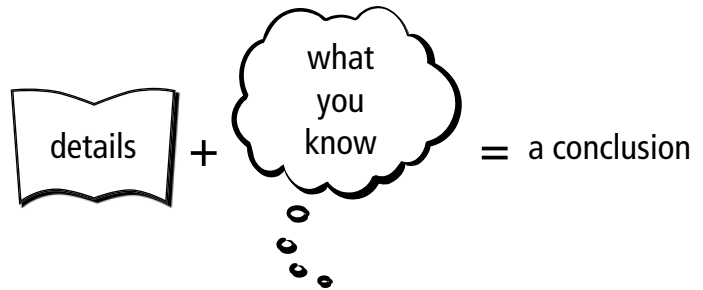
© Hampton-Brown



Draw Conclusions

When you **draw conclusions**, you figure things out. To draw a conclusion:

- read carefully
- think about the details in the story
- combine the details with what you already know.



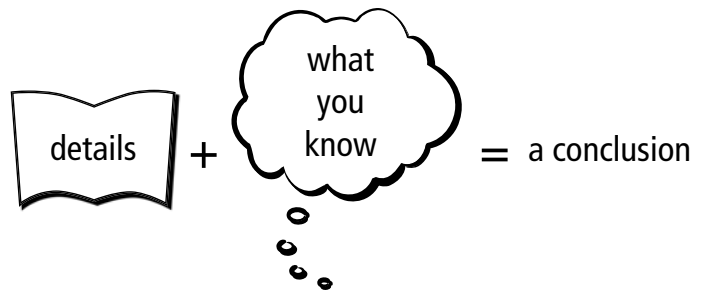
© Hampton-Brown



Draw Conclusions

When you **draw conclusions**, you figure things out. To draw a conclusion:

- read carefully
- think about the details in the story
- combine the details with what you already know.



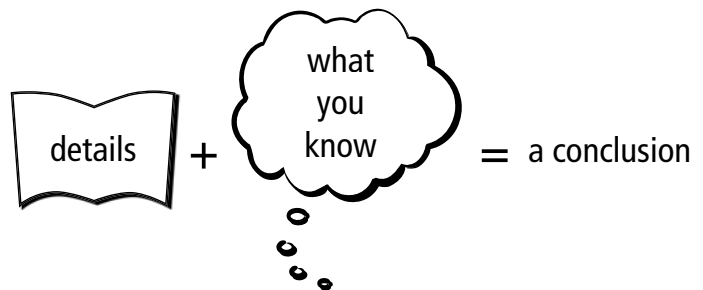
© Hampton-Brown



Draw Conclusions

When you **draw conclusions**, you figure things out. To draw a conclusion:

- read carefully
- think about the details in the story
- combine the details with what you already know.



© Hampton-Brown

