

# Problem/Solution

## Apply In:

- Leveled Book: *What Is It Worth?*
- Leveled Book: *The Monster Money Book*

## 1 Reteach

Conduct a demonstration to relate problem and solution. Search through the tote bag. Say: **I can't find my pen. I have a problem. What is wrong? Then ask: What can I do? How can I find my pen?**

Take several items out of the bag to help you find the pen. After you find it, explain: **A problem is something that you need to solve, or fix. How did I solve the problem? Yes, I took things out of the bag. That is the solution.**

Point to what you took out of the bag. Say: **Now I have another problem! Everything is messed up.** Explain: **Sometimes, when you fix a problem, you make another problem.** Solve the second problem by putting the items away.

Then display and review this chart:

Problem	Solution
To find the problem, ask: <b>What needs to be solved?</b>	To find the solution, ask: <b>How does the problem get solved?</b>

## Materials

- tote bag full of items, including a pen

## 2 Practice with a Partner

Read these statements aloud, one at a time. Then have partners tell or draw a solution to each problem. The solution should lead to a new problem.

- ▶ You spilled milk on the kitchen table.
- ▶ There is a cat stuck in a tree.
- ▶ There is trash in the schoolyard.

## Problem/Solution

### 3 Apply

Distribute copies of the **Problem and Solution Bookmark**. Explain that students should refer to the Bookmark as they read. Then form groups.

- ▶ **Beginning Readers** read silently or aloud with a partner.
- ▶ **More Fluent Readers** read silently.

After reading, have students identify the problems and solutions in the books. Use the **Multi-Level Strategies** to involve students at all proficiency levels.

BEGINNING	INTERMEDIATE	ADVANCED
For students who read <i>What Is It Worth?</i> say: <b>Tisha can't decide which person to sell the doll to. Show me this problem. How does she fix the problem?</b> (She keeps the doll.)	Display page 7 of <i>The Monster Money Book</i> and ask: <b>What problem does Grub have?</b> (He needs money to join the club.) Display page 9 and ask: <b>How does Grub solve the problem?</b> (He sells sandwiches.)	After students state the initial problem and solution that Grub and Sarah have in <i>The Monster Money Book</i> , ask what new problems occur and how Sarah helps solve the problems.

Record students' ideas in a chart, for example:

Problem	Solution

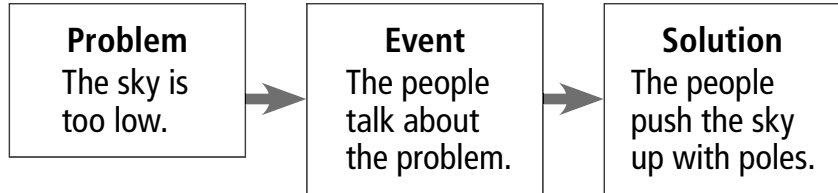
Have partners use the chart to retell their story.

### CLOSE AND ASSESS

Have students tell what a problem is (something that needs to be solved), what a solution is (how the problem is solved), and what a solution can sometimes cause (another problem).

### Problem and Solution

Some stories start with a **problem**. Events tell what characters do to solve, or fix, the problem. This is the **solution**.

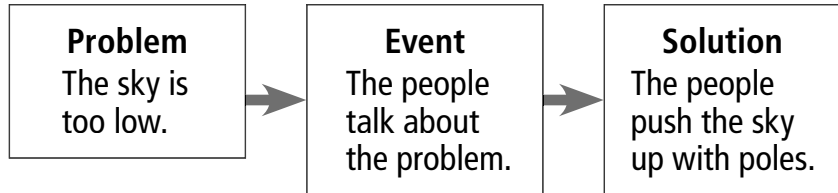


© Hampton-Brown



### Problem and Solution

Some stories start with a **problem**. Events tell what characters do to solve, or fix, the problem. This is the **solution**.

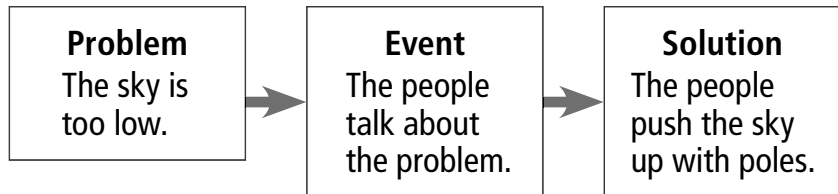


© Hampton-Brown



### Problem and Solution

Some stories start with a **problem**. Events tell what characters do to solve, or fix, the problem. This is the **solution**.

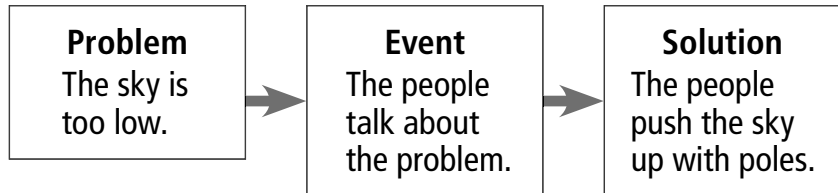


© Hampton-Brown



### Problem and Solution

Some stories start with a **problem**. Events tell what characters do to solve, or fix, the problem. This is the **solution**.



© Hampton-Brown

