

Goal and Outcome

Apply In:

- Leveled Book: *What Is It Worth?*
- Leveled Book: *The Monster Money Book*

1 Reteach

Demonstrate goal and outcome by sharing a goal with students. Say: **Today, I want to make all my students smile.** Turn away from students and put on the prop or just make a silly face. Then surprise students. Describe their reactions.

Display and discuss this chart:

What I Wanted	What I Did	What Happened

Say: **I wanted to make you smile. That was my goal.** Write that in the first column. Then, as you write, say: **This is what I did to make you smile.** Finally, write the outcome and say: **This is what happened. That's called the outcome.**

Write *goal*, *events*, and *outcome* by the appropriate chart heading. Then try a different strategy to make students smile, such as doing a silly dance or telling a joke. Explain that your goal was the same: to make them smile. Help students record the goal, what you did, and the outcome.

2 Practice with a Partner

Have partners think of a time when they wanted something and achieved their goal. Students can tell each other what they wanted, what they did, and what happened.

Materials

- prop, such as a funny hat or glasses

Goal and Outcome

3 Apply

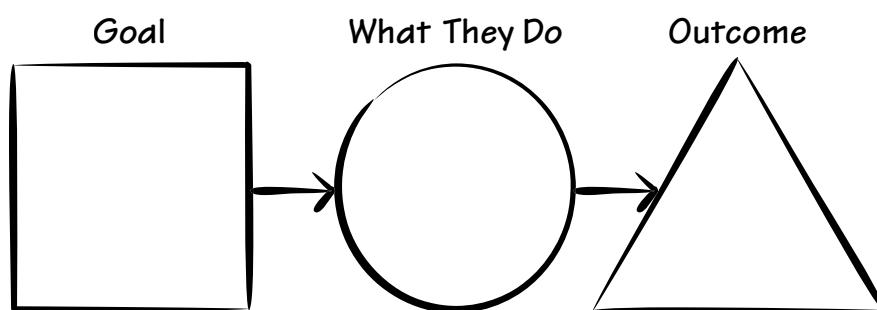
Distribute copies of the **Goal and Outcome Bookmark**. Explain that students should refer to the Bookmark as they read. Then form groups.

- ▶ **Beginning Readers** read silently or aloud with a partner.
- ▶ **More Fluent Readers** read silently.

After reading, bring groups together to identify goals and outcomes in the stories. Use the **Multi-Level Strategies** to support students at all proficiency levels.

BEGINNING	INTERMEDIATE	ADVANCED
Ask students to point to a picture in <i>What Is It Worth?</i> that shows a goal. For example, say: Point to what Tisha wants to do. (sell old toys) Then ask: What happens in the end? (She keeps her doll.)	Ask students who read <i>The Monster Money Book</i> to identify the goal and the outcome. Ask questions such as: What does Grub want? (to join the Monster Club) What happens?	Have students who read <i>The Monster Money Book</i> identify the goal of the new members and then of the club. Have them tell the events that led to the outcome of each goal.

Record students' ideas in a chart like this:



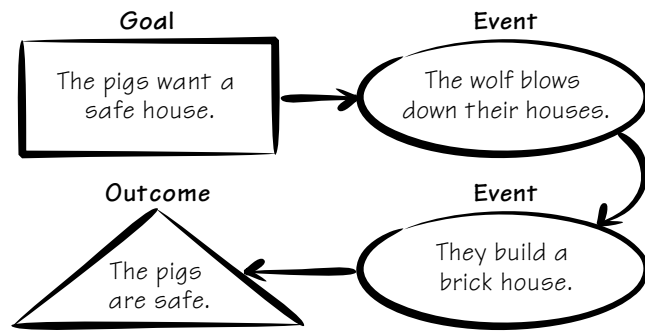
After completing the chart, have students retell the story, including the goal and outcome.

CLOSE AND ASSESS

Ask students to give a definition of *goal* (what someone wants), *events* (what someone does), and *outcome* (what happens).

Goal and Outcome

- A **goal** is what a character wants.
- The events are what the character does to reach the goal.
- The **outcome** is what happens at the end.

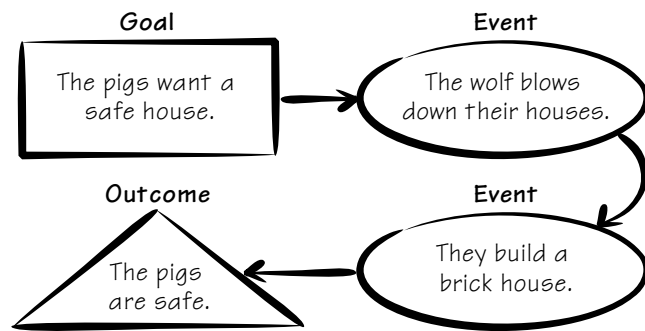


© Hampton-Brown



Goal and Outcome

- A **goal** is what a character wants.
- The events are what the character does to reach the goal.
- The **outcome** is what happens at the end.

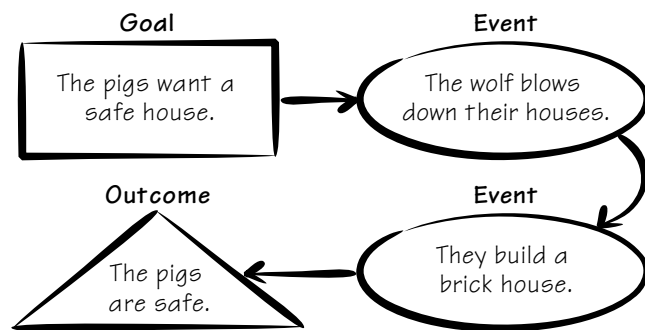


© Hampton-Brown



Goal and Outcome

- A **goal** is what a character wants.
- The events are what the character does to reach the goal.
- The **outcome** is what happens at the end.

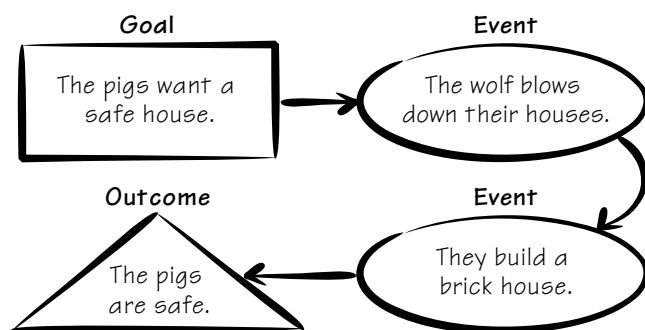


© Hampton-Brown



Goal and Outcome

- A **goal** is what a character wants.
- The events are what the character does to reach the goal.
- The **outcome** is what happens at the end.



© Hampton-Brown

