

Main Idea/Details

Apply In:

- Leveled Book: *Hide and Seek*
- Leveled Book: *Sharks*

1 Reteach

Write each sentence on a strip:

- A good fish tank has both plants and animals.
- Catfish will keep our tank clean.
- We can get tiny blue fish.
- The fish can hide in the seaweed.

Place the last three strips inside the box. Then tape the first strip on the outside of the box. Display this chart:

Main Idea	Details

Read the strip on the outside of the box. Then tape the strip in the *Main Idea* section of the chart. Explain: **This is the main idea. It is the most important idea.**

Say: **I need to tell more about my main idea. Here are some details. The details tell more about the plants and animals we can put in our tank.** Read each sentence as you tape it to the chart.

2 Practice with a Group

Tape these sentences to the beach ball. Pass the ball around the group. Have each student choose a sentence and tell whether it is the main idea or a detail.

- Beach balls are fun.
- You can kick the ball in the sand.
- I like to play games with the ball.
- It's fun to chase the ball in the water.

Materials

- 4 strips of paper
- tape
- box labeled *fish tank*

Materials

- 4 strips of paper
- tape
- cutout of or real beach ball

Main Idea/Details

3 Apply

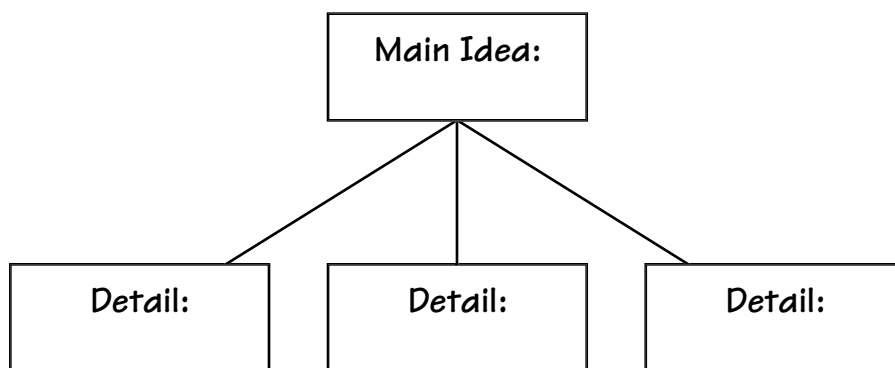
Distribute copies of the **Main Idea and Details Bookmark**. Explain that students should refer to the Bookmark as they read. Then form groups.

- ▶ **Beginning Readers** read silently or aloud with a partner.
- ▶ **More Fluent Readers** read silently.

After reading, bring groups together to identify the main idea and details in the books. Use the **Multi-Level Strategies** to support students at all proficiency levels.

BEGINNING	INTERMEDIATE	ADVANCED
For <i>Hide and Seek</i> , ask questions with embedded answers: On page 6, is this a main idea or detail?: The sea dragon hides in seaweed. (main idea)	State the main idea of a paragraph in <i>Sharks</i> and have students give details: On page 7, the main idea is that sharks are not like other fish. Name the details.	Ask partners to identify the main idea and details of several paragraphs in <i>Sharks</i> : What is the main idea of this paragraph? What are some of the details?

Record students' ideas in a chart, for example:



Have students use the chart to retell the selection.

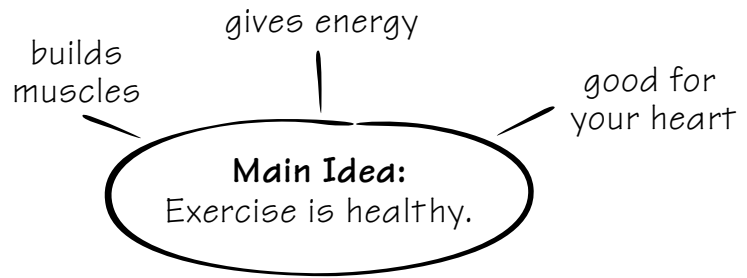
CLOSE AND ASSESS

Have students tell how to find the main idea (look for the big idea) and the supporting details (look for things that tell more about the main idea).

Main Idea and Details

The **main idea** is what a selection is mostly about.

Details tell about the main idea.



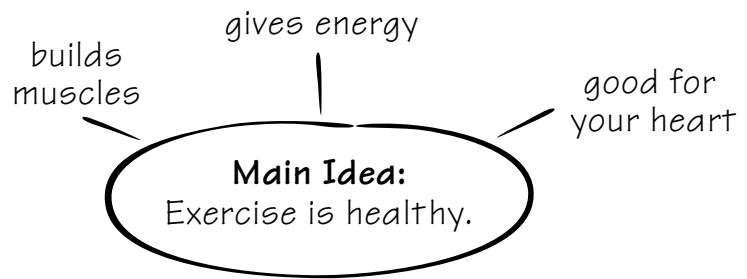
© Hampton-Brown



Main Idea and Details

The **main idea** is what a selection is mostly about.

Details tell about the main idea.



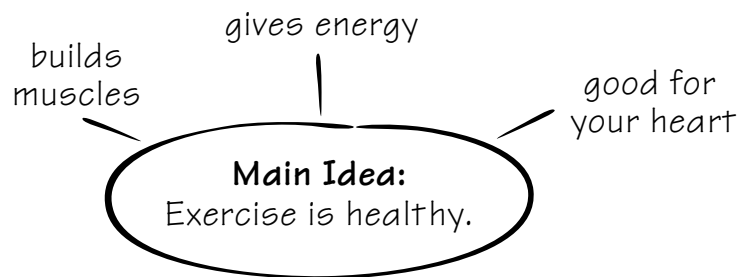
© Hampton-Brown



Main Idea and Details

The **main idea** is what a selection is mostly about.

Details tell about the main idea.



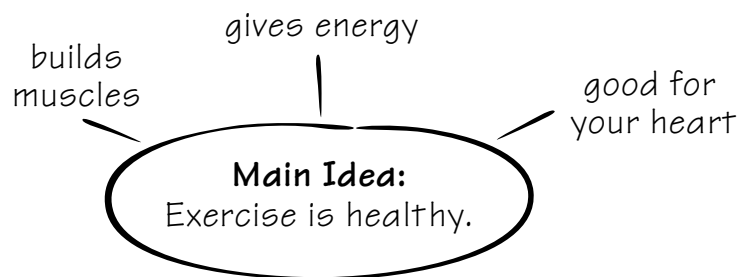
© Hampton-Brown



Main Idea and Details

The **main idea** is what a selection is mostly about.

Details tell about the main idea.



© Hampton-Brown

