

# Problem/Solution

Apply In:

"Tino's Tamales," page 4

## 1 Reteach

Demonstrate a problem and its solution. Say: **I need to call my friend, but I can't remember her phone number. I have a problem. What is wrong? Then ask: What can I do? How can I find my friend's phone number?**

Look in the telephone book. Explain: **A problem is something to solve, or fix. How do I solve my problem? Yes, I look in the phone book. That is the solution.**

Then display and review this chart:

Problem	Solution
To find the problem, ask: <b>What needs to be solved?</b>	To find the solution, ask: <b>How does the problem get solved?</b>

Pantomime as you say: **I feel warm. I'll open the window.** Have students use the chart to identify the problem and the solution:

- ▶ **What needs to be solved?** (You are warm.)
- ▶ **How does the problem get solved?** (You opened the window.)

## 2 Practice with a Partner

Read each statement aloud. Have students think of a possible solution, and then tell a partner a brief story about the problem and its solution.

- ▶ **There is trash in the schoolyard.**
- ▶ **You lost a book on the way to school.**
- ▶ **You can't remember a homework assignment.**

### Materials

- telephone book

## Problem/Solution

### 3 Apply

Distribute copies of the **Problem and Solution Bookmark** and “Tino’s Tamales.” Explain that students should refer to the Bookmark as they read. Have students identify the problem and solution in the story. Use the **Multi-Level Strategies** to involve students at all proficiency levels.

#### INTERMEDIATE

Help students find the problem and solution. Ask: **What problem do Tino and Abuelita have? What does Abuelita do to solve the problem?**

#### ADVANCED

Have students state the problem and how Abuelita solves it. Then have students identify another problem Tino has and talk about what Tino might do to solve it.

Record students’ ideas in a chart, for example:

Problem	Solution
<i>There are no corn husks.</i>	<i>Abuelita gets corn husks from a friend.</i>

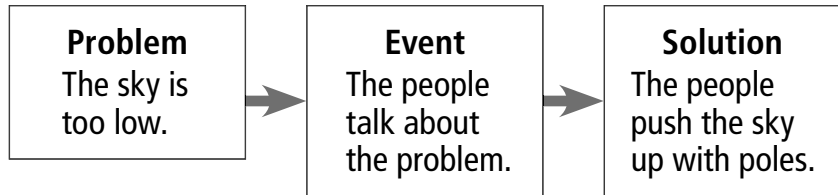
Have partners use the chart to retell the story.

#### CLOSE AND ASSESS

Have students tell what a problem is (something that needs to be solved) and what a solution is (how the problem is solved).

### Problem and Solution

Some stories start with a **problem**. Events tell what characters do to solve, or fix, the problem. This is the **solution**.

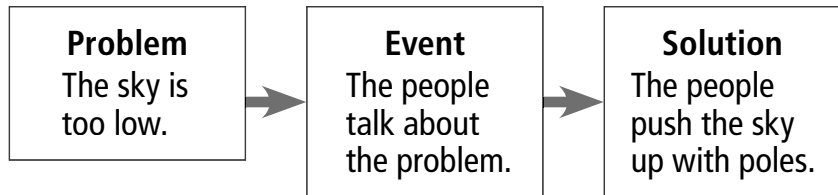


© Hampton-Brown



### Problem and Solution

Some stories start with a **problem**. Events tell what characters do to solve, or fix, the problem. This is the **solution**.

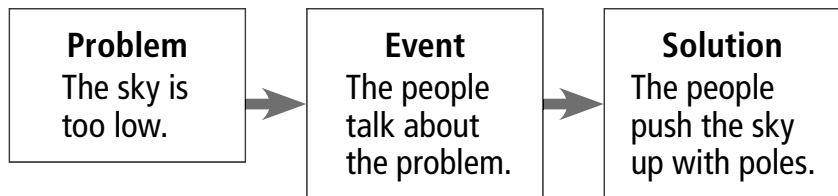


© Hampton-Brown



### Problem and Solution

Some stories start with a **problem**. Events tell what characters do to solve, or fix, the problem. This is the **solution**.

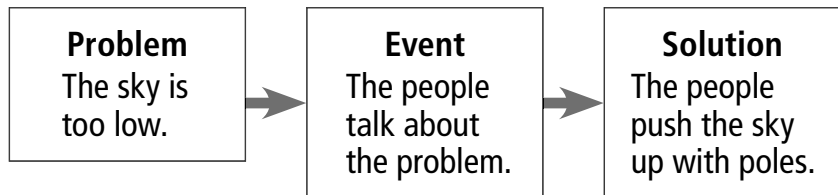


© Hampton-Brown



### Problem and Solution

Some stories start with a **problem**. Events tell what characters do to solve, or fix, the problem. This is the **solution**.



© Hampton-Brown





## Tino's Tamales

It was New Year's Eve. Tino and his grandmother were in the kitchen. Abuelita was going to teach Tino how to make tamales. They are his favorite treat.

The phone rang. It was Tino's father. He could not come home for the party. A horse on a nearby farm was going to have a baby, and he had to help. Tino's father is an animal doctor.

"Oh, no," Tino said. "Papi was going to bring the corn husks for the tamales. Now we won't have Papi, or tamales, for New Year's!"

"It's okay, Tino," Abuelita replied. "Come with me." They drove to a neighbor's house. "Wait here," Abuelita said.

Abuelita knocked on the door. A man answered. He and Abuelita smiled and hugged. Soon she came back with a bag.

"What's that?" Tino asked when they got home. Abuelita opened the bag and showed Tino the corn husks.

"It's good to have old friends," Abuelita said. "Now, let's make tamales!"