

Main Idea/Details

Apply In:

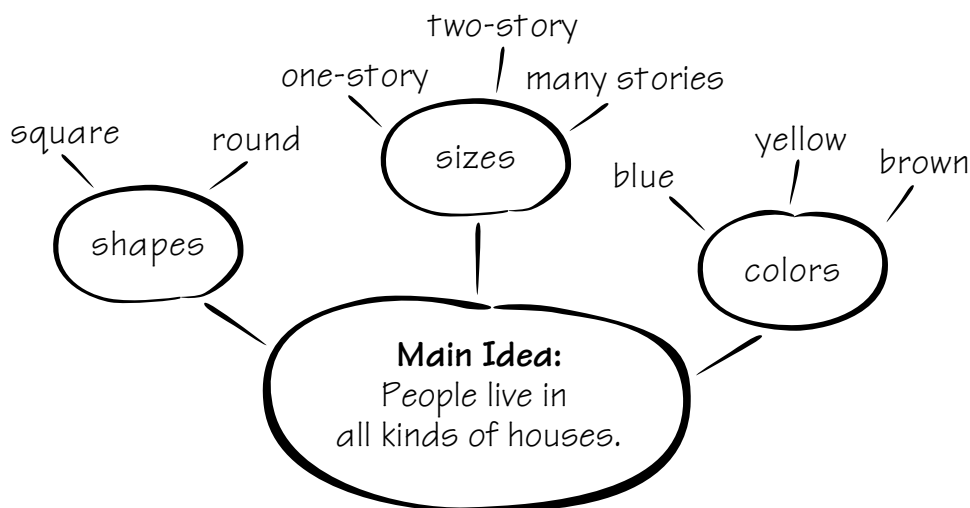
- Leveled Book: *Welcome to Our Home*
- Leveled Book: *Hoop Dancers*

1 Reteach

Hold up each picture and ask students to identify what's shown. (a house) Staple the pictures together to create a little book about houses. Say: **This book tells us that people live in many kinds of houses. This is the big idea of the book. The big idea is called the main idea.**

Work with students to create captions with supporting details. Show the first photo and explain: **People live in (small) houses. This is a detail that supports, or tells more about, the main idea.**

You may want to display the supporting details in a web:



Materials

- stapler
- 5 or 6 pictures of houses; suggested Web site: <http://www.hgpho.to/wfest/house/house-e.html>

2 Practice with a Partner

Have each student make a photo book and write or tell a partner the main idea. The partner "reads" the book and tells or writes supporting details for each picture.

Materials

- magazines to cut up
- markers

Main Idea/Details

3 Apply

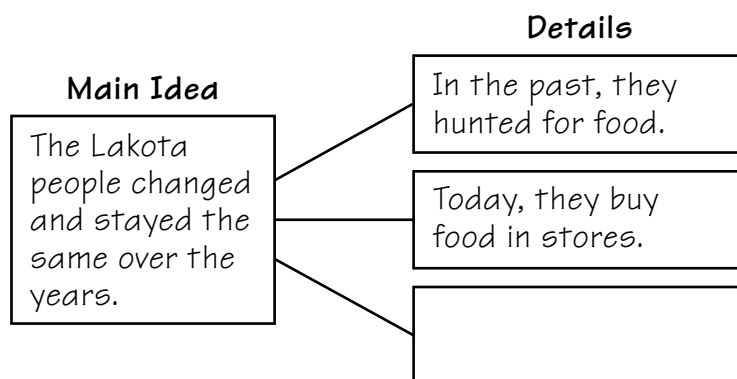
Distribute copies of the **Main Idea and Details Bookmark**. Explain that students should refer to the Bookmark as they read. Then form groups.

- ▶ **Beginning Readers** read silently or aloud with a partner.
- ▶ **More Fluent Readers** read silently.

After reading, bring groups together to talk about the main idea and details in the stories. Use the **Multi-Level Strategies** to support students at all proficiency levels.

BEGINNING	INTERMEDIATE	ADVANCED
Ask students who read <i>Welcome to Our Home</i> : Is the main idea of the book?: There are many kinds of houses in the world. Or is this the main idea?: People build houses to stay cool.	Ask students who read <i>Hoop Dancers</i> : What is the main idea in this book? Ask detail questions about every two pages, such as: What happens here? Does it tell more about the main idea?	Have students who read <i>Hoop Dancers</i> write a sentence stating the main idea. For example, <i>The Lakota changed and stayed the same over the years</i> . Pairs can share sentences and identify details.

Record students' ideas in a main idea and details diagram.



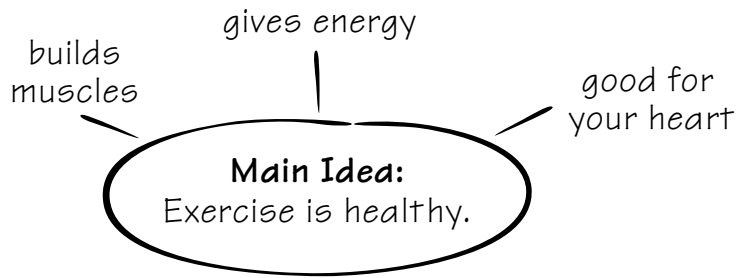
Students can use the diagram to retell the story.

CLOSE AND ASSESS

Have students tell what a main idea is (the big, or most important, idea) and what details do (tell more about the main idea).

Main Idea and Details

The **main idea** is what a selection is mostly about.
Details tell about the main idea.

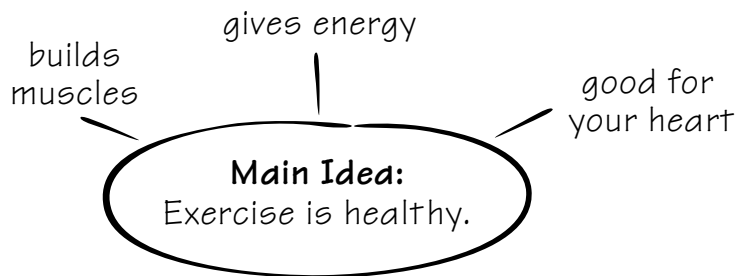


© Hampton-Brown



Main Idea and Details

The **main idea** is what a selection is mostly about.
Details tell about the main idea.

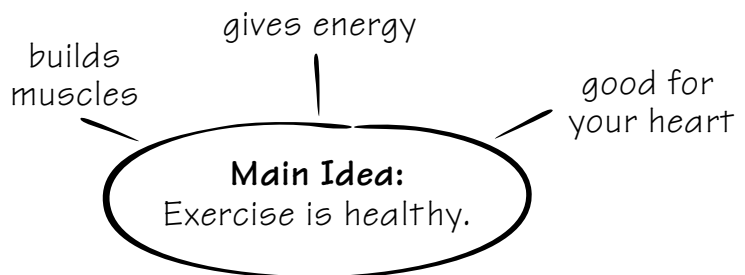


© Hampton-Brown



Main Idea and Details

The **main idea** is what a selection is mostly about.
Details tell about the main idea.

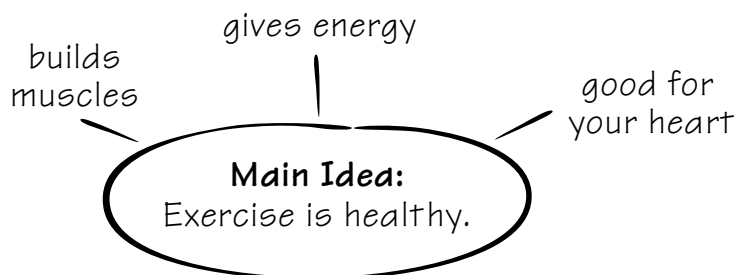


© Hampton-Brown



Main Idea and Details

The **main idea** is what a selection is mostly about.
Details tell about the main idea.



© Hampton-Brown

