

Comparisons

Apply In:

- Leveled Book: *Welcome to Our Home*
- ● Leveled Book: *Hoop Dancers*

1 Reteach

Model a comparison with the orange and grapefruit. Say: **An orange and a grapefruit are the same in some ways. They are both round. They are both fruits.**

Pass around the orange and the grapefruit. Have students notice how they look and feel. Ask: **How are they the same?**

Then display and discuss this chart:

Comparisons

Alike	Different
Both are juicy.	
Both feel a little bumpy.	

Write students' observations in the first column.

Point to the second column and say: **An orange and a grapefruit are different, too. For example, they are different colors.** Invite students to find other differences and record them in the chart.

Say: **We compared an orange and a grapefruit. We talked about how they are alike. We talked about how they are different.**

Point out that signal words such as *alike*, *both*, *all*, and *also* can tell how things are the same; *but*, *unlike*, and *however* tell how things are different.

2 Practice with a Partner

Have partners compare a notebook and a picture book; a stapler and a paper clip; and a pen, crayon, and pencil. Encourage students to use signal words.

Materials

- orange and grapefruit (or 2 other fruits)

Materials

- notebook and picture book
- stapler and paper clip
- pen, crayon, pencil

Comparisons

3 Apply

Distribute copies of the **Comparisons Bookmark**. Explain that students should refer to the Bookmark as they read. Then form groups.

- ▶ **Beginning Readers** read silently or aloud with a partner.
- ▶ **More Fluent Readers** read silently.

After reading, bring groups together to compare items in the stories. Use the **Multi-Level Strategies** to support students at all proficiency levels.

BEGINNING	INTERMEDIATE	ADVANCED
Help students who read <i>Welcome to Our Home</i> make comparisons: Look at pages 4 and 5. Show me two things that are different about the houses. Now show me something that is the same.	Help students who read <i>Hoop Dancers</i> compare Lakota people in the past and present: <i>They both ride horses, play drums, and dance. Lakota of the past hunted for food. Today they buy food at stores.</i>	Have students who read <i>Hoop Dancers</i> compare the Lakota people in the past and present using signal words: <i>The Lakota people used to hunt buffalo for food, but now they buy food at stores.</i>

Record students' ideas in a T chart like this:

Alike	Different

Have partners use signal words to restate the comparisons.

CLOSE AND ASSESS

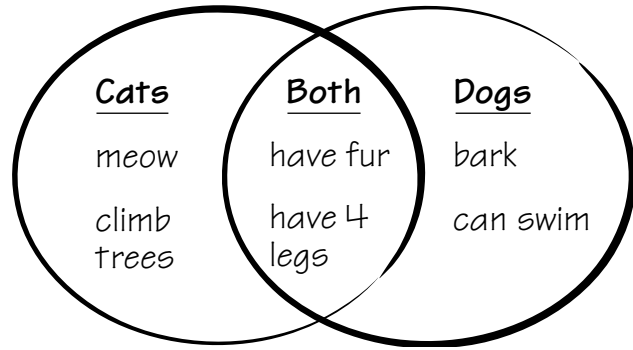
Ask students how to make comparisons. (tell what is the same and what is different) Then have students name some signal words. (*both, also, but, unlike, etc.*)

Comparisons

To make **comparisons**, look for how things are:

- the same
- different

This diagram compares cats and dogs. Each circle tells about an animal. The middle shows how both animals are the same.



© Hampton-Brown

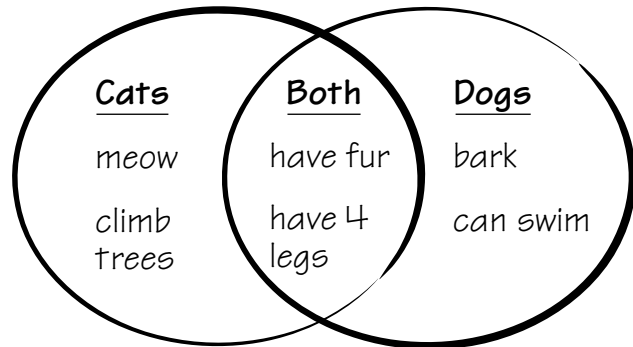


Comparisons

To make **comparisons**, look for how things are:

- the same
- different

This diagram compares cats and dogs. Each circle tells about an animal. The middle shows how both animals are the same.



© Hampton-Brown

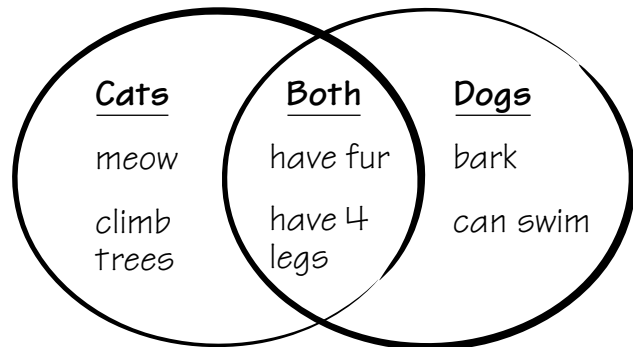


Comparisons

To make **comparisons**, look for how things are:

- the same
- different

This diagram compares cats and dogs. Each circle tells about an animal. The middle shows how both animals are the same.



© Hampton-Brown

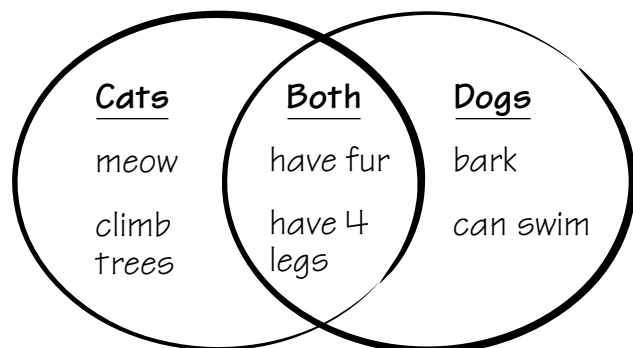


Comparisons

To make **comparisons**, look for how things are:

- the same
- different

This diagram compares cats and dogs. Each circle tells about an animal. The middle shows how both animals are the same.



© Hampton-Brown

