

Main Idea/Details

Apply In:

● ● Leveled Book: *Crops*

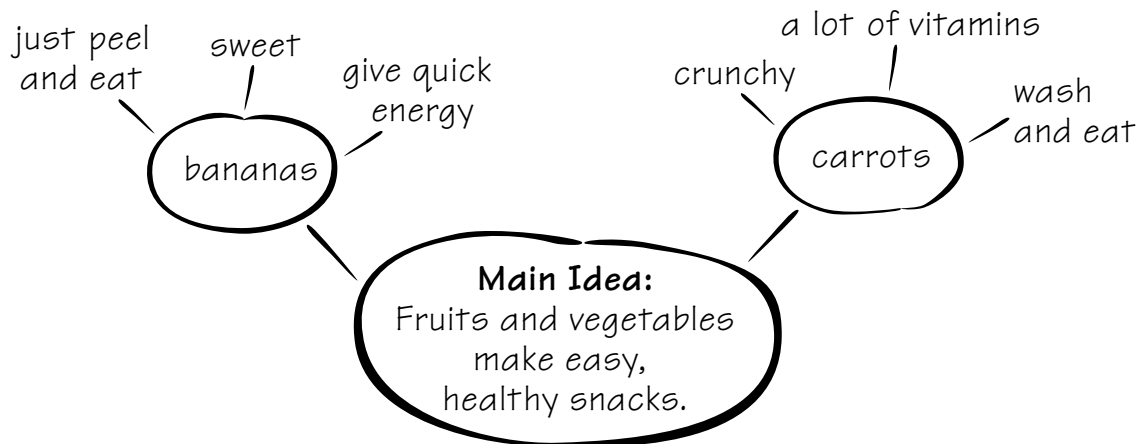
1 Reteach

Explain that you want to create a book that says fruits and vegetables are easy, healthy snacks. Display the grocery ad, and ask students to identify items that are easy, healthy snacks. Cut out the pictures and turn them into a little book.

Explain main idea: **The main idea is the author's big idea.**

What is the big idea for our book? (Fruits and vegetables make easy, healthy snacks.)

Write the main idea on the first page of the book, and then work with students to create captions with supporting details. Display the supporting details in a web:



Materials

- stapler
- grocery ad

2 Practice with a Partner

Have each student make a book about food and write or tell a partner the main idea he or she wants to communicate: *The main idea of this book is _____*. The partner "reads" the book and tells or writes supporting details for each picture: *The details are _____, _____, and _____*.

Main Idea/Details

3 Apply

Distribute copies of the **Main Idea and Details Bookmark**. Explain that students should refer to the Bookmark as they listen or read. Then form groups.

- ▶ **Beginning Readers** listen as you conduct a Picture Walk and read the book aloud.
- ▶ **More Fluent Readers** read silently.

After reading, have students identify the main idea and supporting details in the book. Use the **Multi-Level Strategies** to involve students at all proficiency levels.

BEGINNING	INTERMEDIATE	ADVANCED
Ask questions with embedded answers. Point to page 11: Is the main idea that people use wheat to make many products or that people make bread from wheat?	State a main idea and have students provide the details: On page 10, the main idea is that farmers use a machine to harvest wheat. What are some details?	Encourage partners to identify the main idea of each section: What is the big idea? And then ask: What is the main idea of the whole book? What details tell more about it?

Record students' ideas in a chart, for example:

Main Idea	Supporting Details
Wheat is made into many products.	1. People use wheat to make boxes. 2. People make bread from wheat.
A machine harvests wheat.	1. The machine cuts the wheat. 2. It separates kernels and plants.

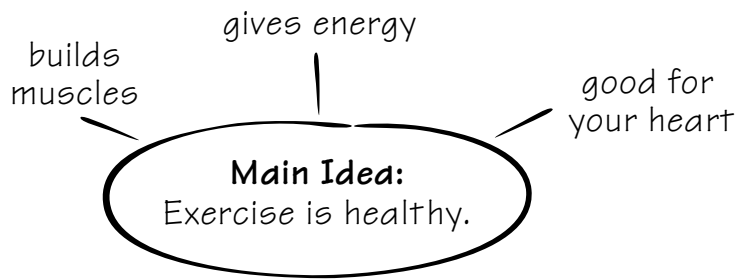
Have partners use the chart to review information in the book.

CLOSE AND ASSESS

Have students tell what a main idea is (the big idea) and what supporting details do (tell more about the main idea).

Main Idea and Details

The **main idea** is what a selection is mostly about.
Details tell about the main idea.

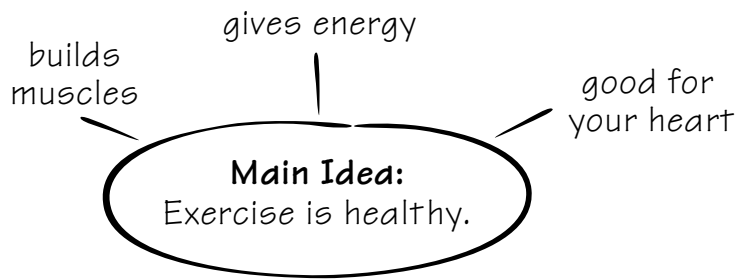


© Hampton-Brown



Main Idea and Details

The **main idea** is what a selection is mostly about.
Details tell about the main idea.

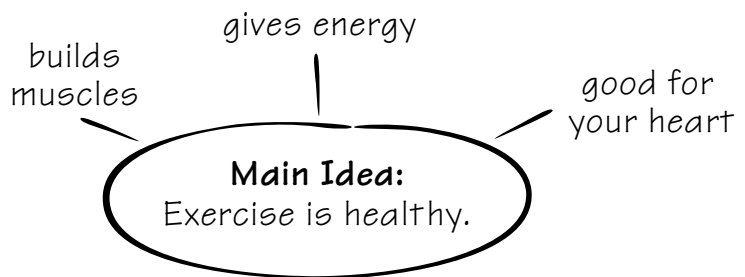


© Hampton-Brown



Main Idea and Details

The **main idea** is what a selection is mostly about.
Details tell about the main idea.

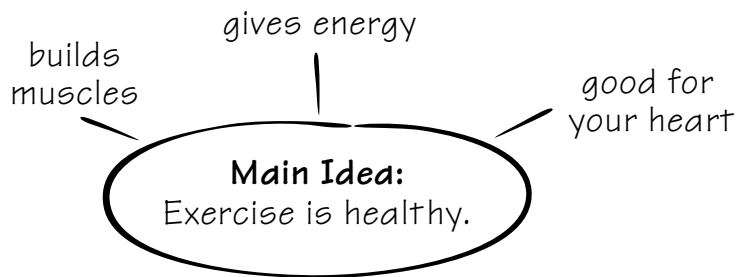


© Hampton-Brown



Main Idea and Details

The **main idea** is what a selection is mostly about.
Details tell about the main idea.



© Hampton-Brown

