

# Character, Setting

**Apply In:**

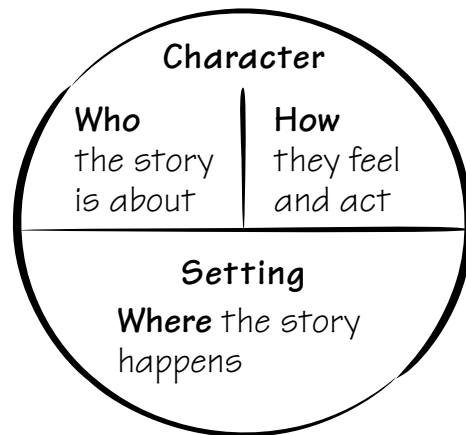
● ● Leveled Book: *When This World Was New*

## 1 Reteach

Tell students that you are going to tell the beginning of a story. Ask a boy and a girl to role-play as you say: **Leon and Alicia play in the park. The soft grass tickles their feet. It makes them laugh. They see some other kids. They wave.**

Then say: **Leon and Alicia are the characters in this story. Characters are who the story is about. Leon and Alicia play in a park. The park is the setting. That's where the story happens.**

Then display and discuss this story circle:



Explain that what a character does can tell us how he or she feels. Say: **Leon and Alicia laugh. What does this tell us about them?** (They are having fun.) **They wave to some other kids. What does this tell us?** (They are friendly.)

## 2 Practice with a Group

Have students listen as you retell a familiar story. Then have partners work together to answer these questions:

- Who are the characters in this story?
- How does (name of character) feel? How do you know?
- What is the setting of this story?

## Character, Setting

### 3 Apply

Distribute copies of the **Character and Setting Bookmark**. Explain that students should refer to the Bookmark as they listen or read. Then form groups.

- ▶ **Beginning Readers** listen as you conduct a Picture Walk and read the book aloud.
- ▶ **More Fluent Readers** read silently.

After reading, have students identify the characters and the settings in the book. Use the **Multi-Level Strategies** to involve students at all proficiency levels.

#### BEGINNING

Have students point to pictures or gesture to answer questions such as: **On page 5, where are Danilito and his parents? How do they feel?**

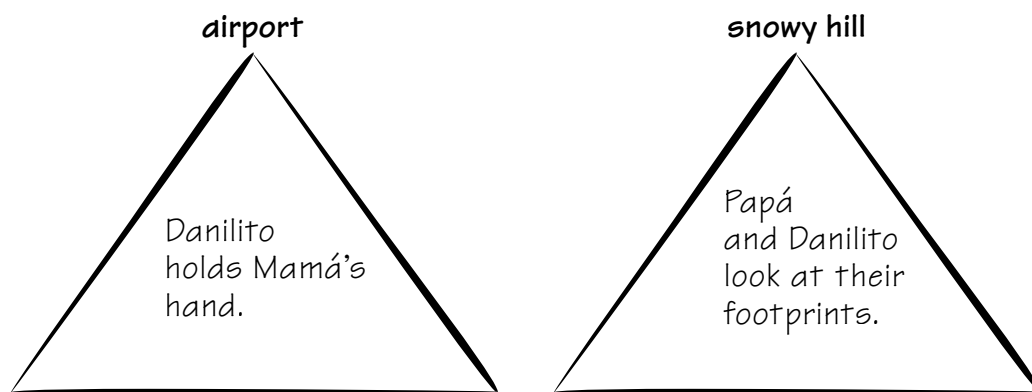
#### INTERMEDIATE

Ask: **What does Danilito do when he lands at the airport?** (holds Mamá's hand)  
**What does this show about him?** (He is scared.)

#### ADVANCED

Have students question each other: *What is one setting in this story? What do the characters do there? What can you tell about them from their actions?*

Record students' ideas in pyramids, for example:



Have partners use the pyramids to tell or show what the characters do in each setting.

#### CLOSE AND ASSESS


Have students tell what a character is (who is in the story) and what the setting is (where the story happens).

## Character

A **character** is a person or an animal in a story. A character's words and actions show what the character is like. In the story "The Three Little Pigs," the wolf and pigs are characters.



The wolf is mean.



The pigs are scared.

↑ Fold

## Setting

The **setting** is where and when a story takes place. The setting can be very important to the story and characters.



time

+



place

=



setting


© Hampton-Brown

## Character

A **character** is a person or an animal in a story. A character's words and actions show what the character is like. In the story "The Three Little Pigs," the wolf and pigs are characters.



The wolf is mean.



The pigs are scared.

↑ Fold

## Setting

The **setting** is where and when a story takes place. The setting can be very important to the story and characters.



time

+



place

=



setting

© Hampton-Brown