

Cause and Effect

Apply In:

● ● Leveled Book: *When This World Was New*

1 Reteach

Conduct a demonstration to relate cause and effect. Push a pen off a desk. Ask: **What happened to the pen?** (It fell.) **Why did it fall?** (because you pushed it)

Explain: **I pushed the pen. That is the cause. A cause is why something happens. An effect is what happens: The pen fell.**

Then display and review this chart:

| Effect | Cause |
|--------------------------------------------------|----------------------------------------------------|
| To find an effect, ask: What happened? | To find a cause, ask: Why did it happen? |

Share an anecdote, such as: **This morning I put on a sweater because it was cold.** Have students use the chart to identify the cause and the effect. Ask:

- ▶ **What happened?** (you put on a sweater)
- ▶ **Why did it happen?** (it was cold)

Point out the signal word *because*. Explain that words such as *because*, *so*, and *why* may often signal a cause or an effect. For example:

- I went to bed late so I was tired in the morning.
- It was hot. That's why I took off my jacket.

2 Practice with a Partner

Read each of these statements aloud, one at a time. Have students think about a possible cause and then share with a partner. Then have pairs share the cause and the effect. Encourage them to use signal words.

- ▶ **The class clapped and cheered for Su.**
- ▶ **Mark and Felipe went to the library.**
- ▶ **Bo's dad gave him some medicine.**

Cause and Effect

3 Apply

Distribute copies of the **Cause and Effect Bookmark**. Explain that students should refer to the Bookmark as they listen or read. Then form groups.

- ▶ **Beginning Readers** listen as you conduct a Picture Walk and read the book aloud.
- ▶ **More Fluent Readers** read the book silently.

After reading, have students identify causes and effects in the book. Use the **Multi-Level Strategies** to involve students at all proficiency levels.

| BEGINNING | INTERMEDIATE | ADVANCED |
|-----------------------------------------------------------------------------------------------------------------------------------------|-----------------------------------------------------------------------------------------------------------------------------------------------------|--------------------------------------------------------------------------------------------------------------------------------------|
| Ask students questions with embedded answers such as: Does Danilito hold Mamá's hand because he is scared or because he is cold? | Help students state cause-and-effect relationships in complete sentences, with signal words: <i>Papá is worried because Mamá doesn't feel well.</i> | Encourage partners to identify a cause and an effect for each scene. Ask questions such as: What happens? Why does it happen? |

Record students' ideas in a chart, for example:

| Effects | Causes |
|-----------------------------|-----------------------------|
| Danilito holds Mamá's hand. | He is scared. |
| Uncle Berto is happy. | He likes seeing his family. |
| Danilito is scared. | He doesn't speak English. |
| | |

Have partners use the chart to retell the story.

CLOSE AND ASSESS

Have students tell how they find an effect (ask what happens) and a cause (ask why it happens).

Cause and Effect

A **cause** is why something happens.
An **effect** is what happens.


- Ask yourself *why* to find a cause.
- Think about *what happens* to find an effect.
- Look for clue words, such as *because*.

cause



A cold wind blows.

effect



Lee puts on a coat.

© Hampton-Brown



Cause and Effect

A **cause** is why something happens.
An **effect** is what happens.


- Ask yourself *why* to find a cause.
- Think about *what happens* to find an effect.
- Look for clue words, such as *because*.

cause



A cold wind blows.

effect



Lee puts on a coat.

© Hampton-Brown



Cause and Effect

A **cause** is why something happens.
An **effect** is what happens.


- Ask yourself *why* to find a cause.
- Think about *what happens* to find an effect.
- Look for clue words, such as *because*.

cause



A cold wind blows.

effect



Lee puts on a coat.

© Hampton-Brown



Cause and Effect

A **cause** is why something happens.
An **effect** is what happens.


- Ask yourself *why* to find a cause.
- Think about *what happens* to find an effect.
- Look for clue words, such as *because*.

cause



A cold wind blows.

effect



Lee puts on a coat.

© Hampton-Brown

