

Comparisons

Apply In:

- Leveled Book: *The Eagle and the Moon Gold*

1 Reteach

Demonstrate making a comparison by talking about the similarities and differences between two bicycles.

Display two of the pictures. Say: **These two bicycles are alike in some ways. They are alike because they both have small seats. They both have thin tires, too.**

Write the similarities in the *Alike* boxes and discuss the chart:

	Alike	Different
Bicycle 1	small seat, thin tires	
Bicycle 2	small seat, thin tires	

Explain that you compared the bicycles by telling what was the same. Say: **Now help me compare them by telling how they are different.** Record students' responses on the chart. Say: **When we compare, we tell how things are alike and how they are different.**

Explain that there are signal words to tell how things are alike, such as *both*, *same*, *like*, *as well*, and *just like*. Signal words that tell how things are different include *but*, *unlike*, and *even though*.

2 Practice with a Partner

Give each student a picture. Then have partners interview each other. Students tell how the picture of the bicycle is similar to or different from one they would like to have.

Materials

- 2 pictures of different bicycles; suggested Web site: http://www.fotolog.net/all_photos.html?user=bicycles

Materials

- bicycle pictures, 1 per student

Comparisons

3 Apply

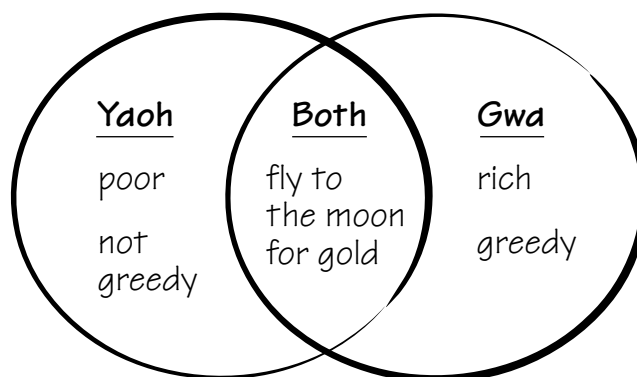
Distribute copies of the **Comparisons Bookmark**. Explain that students should refer to the Bookmark as they read. Then form groups.

- ▶ **Beginning Readers** read silently or aloud with a partner.
- ▶ **More Fluent Readers** students read silently.

After reading, bring groups together to compare the two men in the book. Use the **Multi-Level Strategies** to involve students at all proficiency levels.

BEGINNING	INTERMEDIATE	ADVANCED
Ask questions with embedded answers: Who lied to the eagle—Yaoh or Gwa? Which character is greedy, Yaoh or Gwa?	Help students use complete sentences to compare Yaoh and Gwa: <i>Yaoh was happy with a little gold. Gwa wanted more gold.</i>	Have students state comparisons: <i>Yaoh and Gwa both went to the moon. Yaoh was happy with a little gold, but Gwa wanted a lot.</i>

Record students' ideas in a diagram, for example:



Have partners tell which character they would like to be friends with and why.

CLOSE AND ASSESS

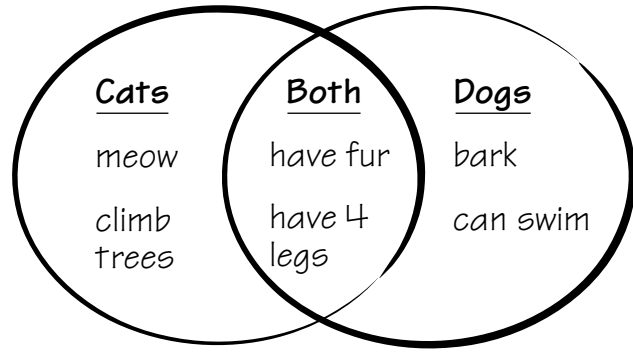
Ask students how to make comparisons (tell how things are alike and different) and to name some signal words (*both, also, but, unlike, etc.*).

Comparisons

To make **comparisons**, look for how things are:

- the same
- different

This diagram compares cats and dogs. Each circle tells about an animal. The middle shows how both animals are the same.



© Hampton-Brown

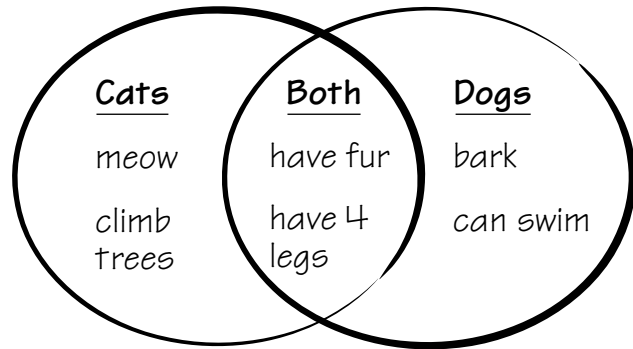


Comparisons

To make **comparisons**, look for how things are:

- the same
- different

This diagram compares cats and dogs. Each circle tells about an animal. The middle shows how both animals are the same.



© Hampton-Brown

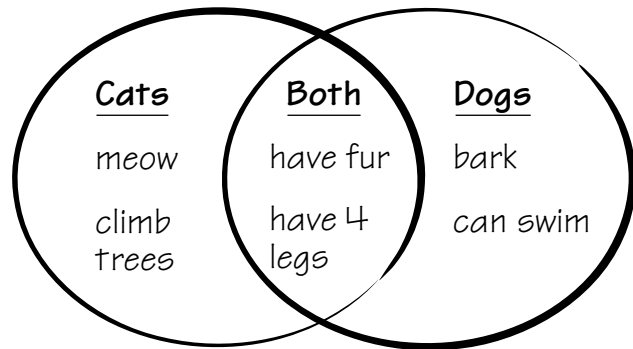


Comparisons

To make **comparisons**, look for how things are:

- the same
- different

This diagram compares cats and dogs. Each circle tells about an animal. The middle shows how both animals are the same.



© Hampton-Brown

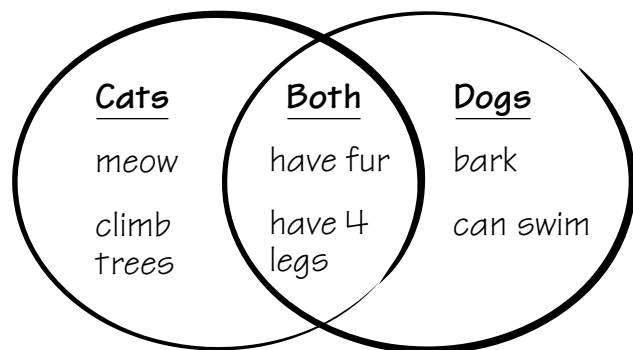


Comparisons

To make **comparisons**, look for how things are:

- the same
- different

This diagram compares cats and dogs. Each circle tells about an animal. The middle shows how both animals are the same.



© Hampton-Brown

