

Goal and Outcome

Apply In:

- Leveled Book: *The Eagle and the Moon Gold*
- Leveled Book: *Man on the Moon*

1 Reteach

Demonstrate goal and outcome by sharing a goal with students. Say: **Today, I want to make all my students smile.** Turn away from students and put on the prop or just make a silly face. Then surprise students. Describe their reactions.

Display and discuss this chart:

What I Wanted	What I Did	What Happened

Say: **I wanted to make you smile. That was my goal.** Write *Make students smile* in the first column. Then say: **This is what I did to make you smile.** Write what you did in the second column. Say: **This is what happened. That's called the outcome.** Write *Everyone smiled* in the third column.

Write *goal*, *events*, and *outcome* by the appropriate chart heading. Then try a different strategy to make students smile, such as doing a silly dance or telling a joke. Explain that your goal was the same: to make them smile. Help students record the goal, what you did, and the outcome.

2 Practice with a Partner

Have partners think of a time when they wanted something and achieved their goal. Students can tell each other what they wanted, what they did, and what happened.

Materials

- prop, such as a funny hat or glasses

Goal and Outcome

3 Apply

Distribute copies of the **Goal and Outcome Bookmark**. Explain that students should refer to the Bookmark as they read. Then form groups.

- ▶ **Beginning Readers** read silently or aloud with a partner.
- ▶ **More Fluent Readers** read silently.

After reading, bring groups together to identify goals and outcomes in the stories. Use the **Multi-Level Strategies** to support students at all proficiency levels.

BEGINNING

Ask students to point to a picture in *The Eagle and the Moon Gold* that shows a goal: **Point to what Yaoh wants.** (coins) Then ask: **Does Yaoh get what he wants?**

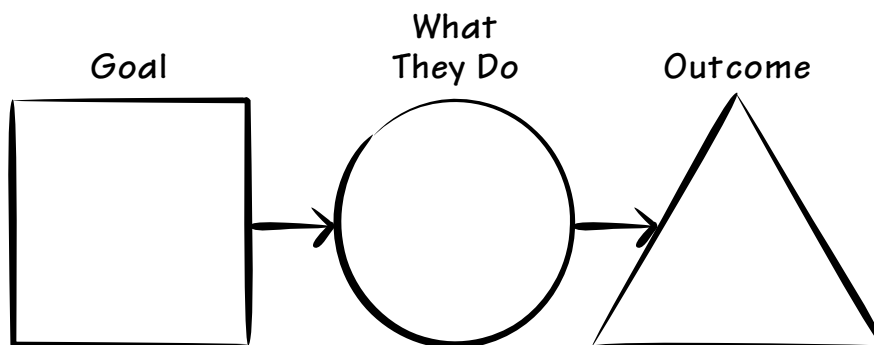
INTERMEDIATE

Ask students who read *A Man on the Moon* to articulate goal and outcome: **What do the astronauts want?** (to go to the moon) **What happens?**

ADVANCED

Have students who read *A Man on the Moon* write the goal of the astronauts (what they want), the events (what they do), and the outcome (what happens).

Record students' ideas in a chart like this:



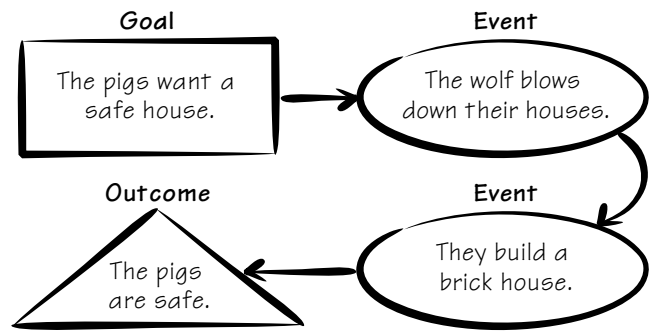
After completing the chart, have students share the goal and outcome in their book with the group.

CLOSE AND ASSESS

Ask students to give a definition of goal (what someone wants), events (what someone does), and outcome (what happens).

Goal and Outcome

- A **goal** is what a character wants.
- The events are what the character does to reach the goal.
- The **outcome** is what happens at the end.

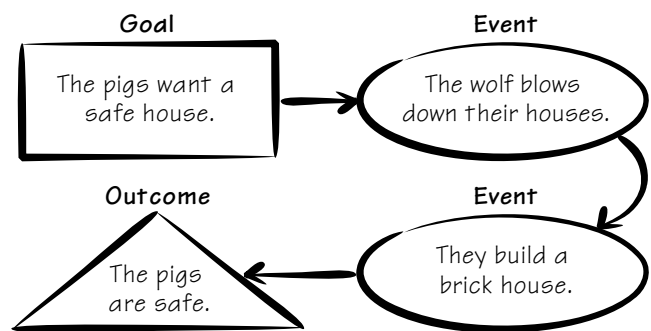


© Hampton-Brown



Goal and Outcome

- A **goal** is what a character wants.
- The events are what the character does to reach the goal.
- The **outcome** is what happens at the end.

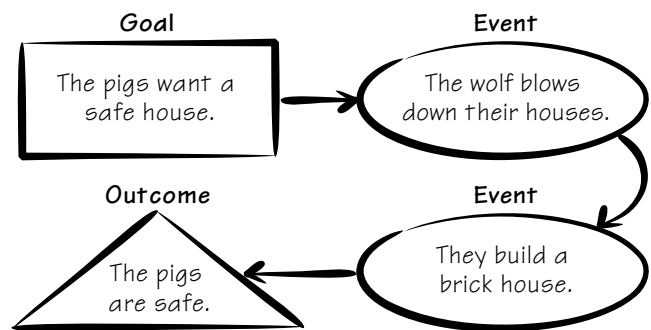


© Hampton-Brown



Goal and Outcome

- A **goal** is what a character wants.
- The events are what the character does to reach the goal.
- The **outcome** is what happens at the end.

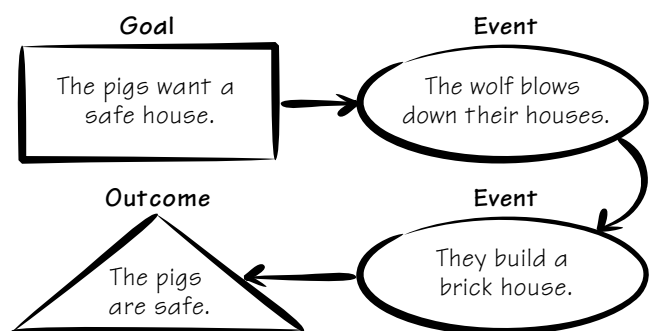


© Hampton-Brown



Goal and Outcome

- A **goal** is what a character wants.
- The events are what the character does to reach the goal.
- The **outcome** is what happens at the end.



© Hampton-Brown

