

# Main Idea/Details

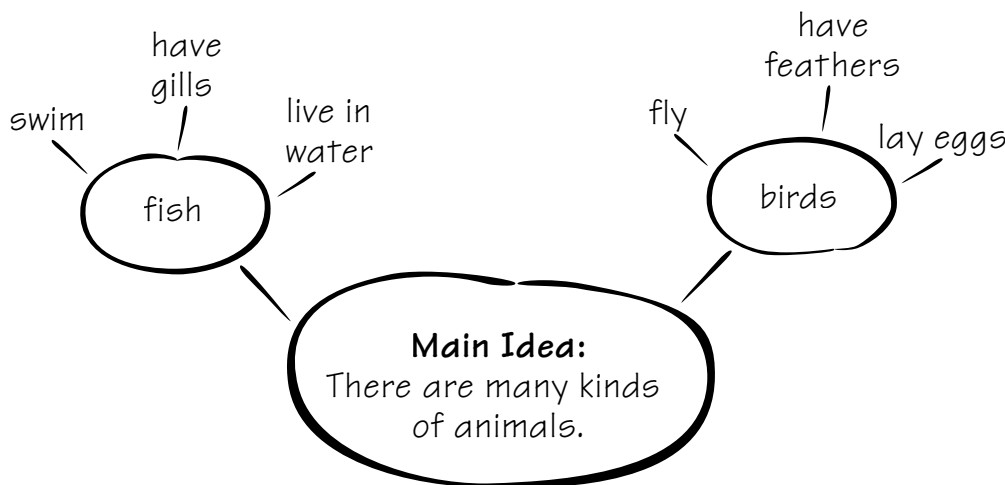
## Apply In:

- Leveled Book: *Let's Hear It for Ears!*

## 1 Reteach

Explain that you want to create a book about animals. Say: **I want to say that there are many kinds of animals. That's the big idea in my book.** Display the pictures. Ask children to identify each animal. Assemble the pictures into a book.

Explain main idea: **The main idea is the author's big idea.** **What is the big idea for our book?** (There are many kinds of animals.) Write the main idea on the first page of the book, and then work with children to create captions with supporting details. You may wish to display the supporting details in a web:



## Materials

- pictures of animals
- stapler

## 2 Practice with a Partner

Have each child make a picture book. Have them write the main idea on the cover. The partner "reads" the book. Then both children write supporting details for each picture.

## Materials

- magazines to cut up
- art supplies

## Main Idea/Details

### 3 Apply

Distribute copies of the **Main Idea and Details Bookmark**. Explain that children should refer to the Bookmark as they listen or read. Then form groups.

- ▶ **Beginning Readers** listen as you conduct a Picture Walk and read the book aloud.
- ▶ **More Fluent Readers** read silently.

After reading, have children identify the main idea and supporting details in the book. Use the **Multi-Level Strategies** to involve children at all proficiency levels.

BEGINNING	INTERMEDIATE	ADVANCED
Ask children questions with embedded answers. For example, reread page 10 and ask: <b>Is the main idea that birds can sing or that birds have ears and can hear?</b>	State a main idea and have children provide the details: <b>On page 12, the main idea is that bats use their good hearing to find food. What are some details?</b>	Encourage partners to state the main idea of each page. Then ask: <b>What is the main idea of the whole book? What details tell more about the main idea?</b>

Record children's ideas in a chart, for example:

Main Idea	Details
Rabbits use their ears for many things.	to escape from other animals to keep cool to keep warm

Have partners use the chart to review the information in the book.

### CLOSE AND ASSESS

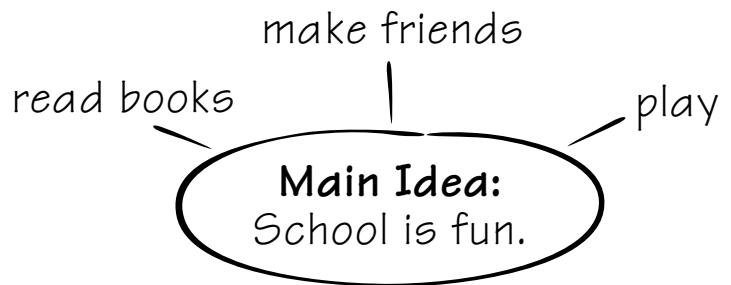
Have children tell what a main idea is (the most important idea) and what supporting details do (tell more about the main idea).

## Main Idea and Details

The **main idea** is the most important idea.

It is the big idea.

**Details** tell more about the main idea.



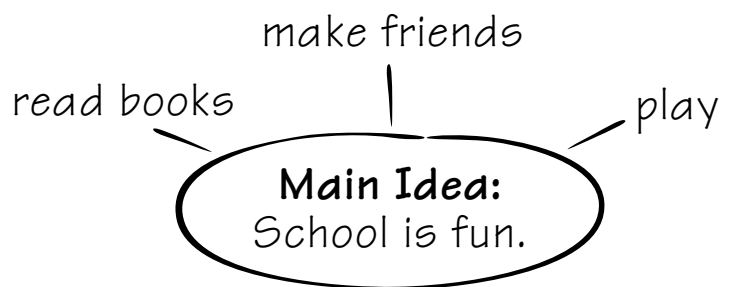
© Hampton-Brown

## Main Idea and Details

The **main idea** is the most important idea.

It is the big idea.

**Details** tell more about the main idea.



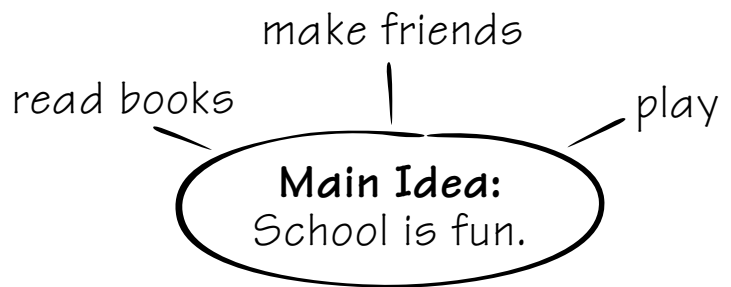
© Hampton-Brown

## Main Idea and Details

The **main idea** is the most important idea.

It is the big idea.

**Details** tell more about the main idea.



© Hampton-Brown