

# Goal and Outcome

**Apply In:**

"The Best Nest," page 4

## 1 Reteach

Demonstrate goal and outcome by sharing a goal with children. Say: **Today, I want to make you smile.** Turn away and put on the prop or just make a silly face. Then surprise children. Describe their reactions.

Display and discuss this chart:

What I Want	What I Do	What Happens

Say: **I want to make you smile. That is my goal.** Write *Make you smile* in the first column. Then say: **This is what I do to make you smile.** Write what you did in the second column. Say: **This is what happens. That is the outcome.** Write *Everyone smiles* in the third column.

Write *goal*, *events*, and *outcome* by the appropriate chart headings. Then try a different strategy to make children smile, such as doing a silly dance or telling a joke. Explain that your goal is the same: to make them smile. Help children record the goal, what you do, and the outcome.

## 2 Practice with a Partner

Read the list below and have partners choose one goal, tell how they would reach it, and what the outcome might be.

- Learn to ride a bicycle
- Help with a chore at home
- Make a new friend

### Materials

- prop, such as a funny hat or glasses

## Goal and Outcome

### 3 Apply

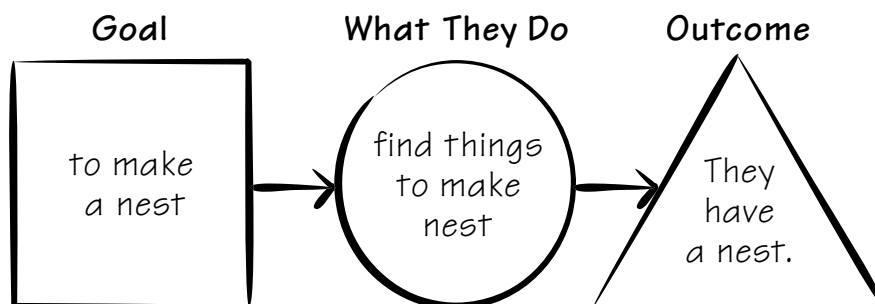
Distribute copies of the **Goal and Outcome Bookmark** and “The Best Nest.” Explain that children should refer to the Bookmark as they listen or read. Then form groups.

- ▶ **Beginning Readers** listen as you read the story aloud.
- ▶ **More Fluent Readers** read the story silently.

After reading, bring groups together to identify the goal and outcome in the story. Use the **Multi-Level Strategies** to support children at all proficiency levels.

BEGINNING	INTERMEDIATE	ADVANCED
Ask questions with embedded answers: <b>Do the sparrows want to make a nest or find worms?</b> Then say: <b>Yes, making a nest is their goal. Do they make the nest?</b>	Ask: <b>What do the sparrows want?</b> (a nest) <b>How do they make a nest?</b> (they put together twigs, grass, string) <b>What happens?</b> (they make a nest)	Have children respond to questions about “The Best Nest” with complete sentences: <b>What is the sparrows’ goal?</b> <b>How do they reach that goal?</b> <b>Is there a successful outcome?</b>

Record children’s ideas in a chart like this:



Have children discuss what other goals and outcomes the birds might have.


### CLOSE AND ASSESS

Ask children to give a definition of goal (what someone wants) and outcome (what happens in the end).

## Goal and Outcome

- **Goal:** What a character wants
- **Events:** How character reaches goal
- **Outcome:** What happens at the end


### Goal



### Events



### Outcome




© Hampton-Brown

## Goal and Outcome

- **Goal:** What a character wants
- **Events:** How character reaches goal
- **Outcome:** What happens at the end

### Goal



### Events



### Outcome




© Hampton-Brown

## Goal and Outcome

- **Goal:** What a character wants
- **Events:** How character reaches goal
- **Outcome:** What happens at the end


### Goal



### Events



### Outcome



© Hampton-Brown



## The Best Nest

Two birds need a place to lay their eggs. The mother bird looks for a good place. She finds a branch in a tree.

The father bird looks for things to make the nest. First, he finds some twigs. Then he finds grass and string. The father bird brings it all back to the tree.

The mother bird puts the twigs, grass, and string together. She makes a nice, new nest. The birds sit in it. They are happy with their home in the tree. Soon they have four new eggs!