

Main Idea/Details

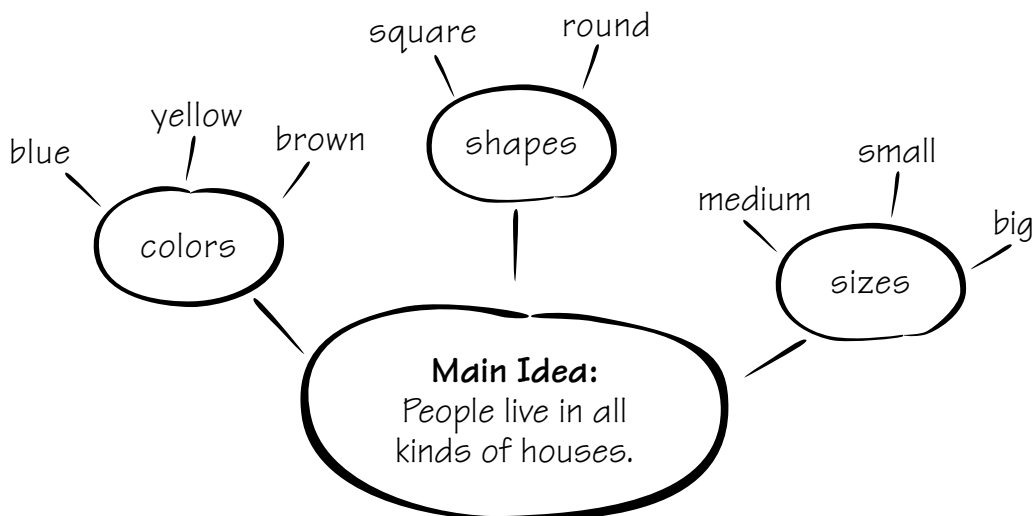
Apply In:

- Leveled Book:
Farmer's Market
- Leveled Book:
Farming

1 Reteach

Hold up each picture and ask children to identify what is shown. (a house) Staple the pictures together to create a little book about houses. Say: **This is a book about houses. People live in all kinds of houses. This is the main idea. The main idea is the big idea.**

Add labels or captions with supporting details. Show the first photo and explain: **People live in (small) houses. This sentence tells more about the main idea. It is a detail.** Continue with each photo, noting details such as color, shape, size, number of windows or doors, etc. Display the supporting details in a web:



Materials

- stapler
- 5 or 6 pictures of houses; suggested Web site:
<http://www.hgpho.to/wfest/house/house-e.html>

2 Practice with a Partner

Have each child make a photo book. Have them write the main idea on the cover. The partner "reads" the book. Then both children write a supporting details sentence for each page.

Materials

- magazines to cut up
- markers

Main Idea/Details

3 Apply

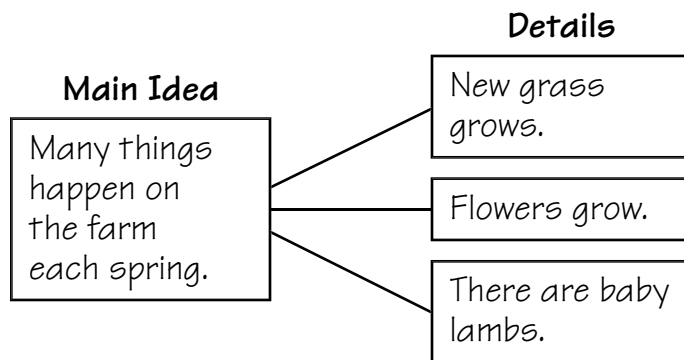
Distribute copies of the **Main Idea and Details Bookmark**. Explain that children should refer to the Bookmark as they read. Then form groups.

- ▶ **Beginning Readers** read silently or aloud with a partner.
- ▶ **More Fluent Readers** read silently.

Have children identify the main idea and details of their book. Use the **Multi-Level Strategies** to support them.

BEGINNING	INTERMEDIATE	ADVANCED
Ask children who read <i>Farmer's Market</i> questions that have embedded answers, such as: Is the main idea that people buy food at the farmer's market or that farmers are nice?	State the main idea of a page in <i>Farming</i> while children provide details. For example: On pages 8 and 9, the main idea is that each spring there are chores to do outside on the farm.	Have partners identify the main idea of each page in <i>Farming</i> . (Point out that the author might not state the main idea.) Then ask: What are the details?

Record children's ideas in a main idea and details diagram.



Have children use the main idea and details diagram to help retell the selection to a partner.

CLOSE AND ASSESS

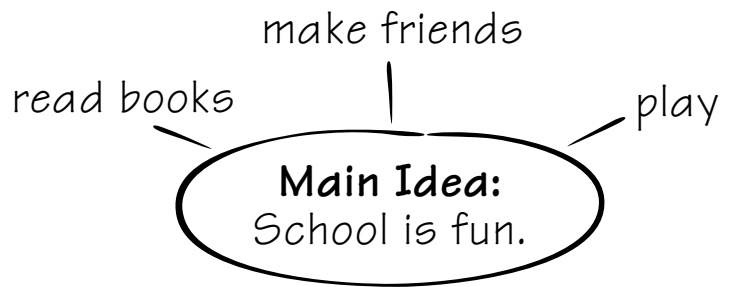
Have children tell what a main idea is (the big, or most important, idea) and what details do (tell more about the main idea).

Main Idea and Details

The **main idea** is the most important idea.

It is the big idea.

Details tell more about the main idea.



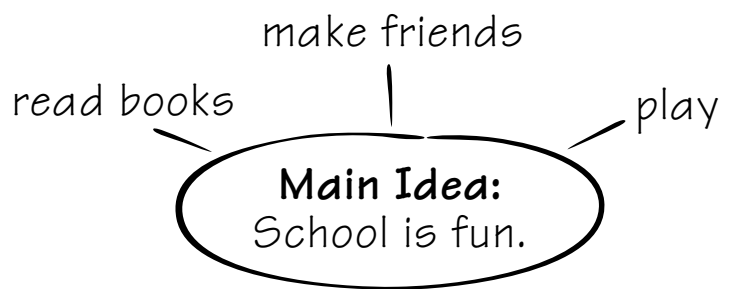
© Hampton-Brown

Main Idea and Details

The **main idea** is the most important idea.

It is the big idea.

Details tell more about the main idea.



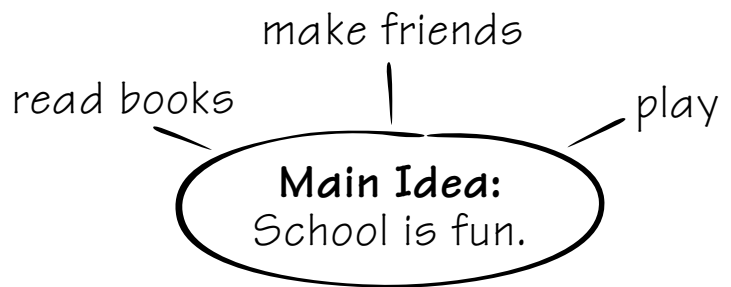
© Hampton-Brown

Main Idea and Details

The **main idea** is the most important idea.

It is the big idea.

Details tell more about the main idea.



© Hampton-Brown