

# Problem/Solution

Apply In:

"Come On, Henry," page 4

## 1 Reteach

Conduct a demonstration to relate problem and solution.

Create a mess of books and papers on your desk. Say: **I can't find my pen. I have a problem.** Then ask: **What can I do? How can I find the pen?**

Straighten your desk and hold up the missing pen. Explain: **A problem is something to fix. How did I fix my problem? Yes, I cleaned the desk. That is the solution.**

Then display and review this chart:

Problem	Solution
To find the problem, ask: <b>What does someone need to fix?</b>	To find the solution, ask: <b>How does someone fix the problem?</b>

Pantomime as you say: **I feel cold. I will put on a sweater.**

Have children use the chart to identify the problem and the solution. Ask:

- ▶ **What do I need to fix?** (You feel cold.)
- ▶ **How did I fix the problem?** (You put on a sweater.)

## 2 Practice with a Partner

Read these statements aloud, one at a time. Have children think about a possible solution and then tell a partner a brief story about the problem and its solution.

- ▶ **There is trash on the playground.**
- ▶ **You lost a book on the way to school.**
- ▶ **Your favorite toy is broken.**

## Problem/Solution

### 3 Apply

Distribute copies of the **Problem and Solution Bookmark** and “Come On, Henry.” Explain that children should refer to the Bookmark as they listen or read. Then form groups.

- ▶ **Beginning Readers** listen as you read the story aloud.
- ▶ **More Fluent Readers** read the story silently.

After reading, bring groups together to identify the problems and solutions in the story. Use the **Multi-Level Strategies** to involve children at all proficiency levels.

BEGINNING	INTERMEDIATE	ADVANCED
Have children role-play to identify the problem and solution: <b>What does Farmer Brown want to do? Show me what her problem is. Show me how the problem is fixed.</b>	Have children use complete sentences to talk about problem and solution. Ask: <b>What problem does Farmer Brown have?</b> Then ask: <b>How does María help her fix the problem?</b>	After children state the problem and solution, ask them to think about what might happen when Farmer Brown has to get Henry back into the barn, and how she might fix the problem.

Record children’s ideas in a chart, for example:

Problem	Solution
Farmer Brown wants to get the horse out of the barn.	María leads the horse out with a carrot.

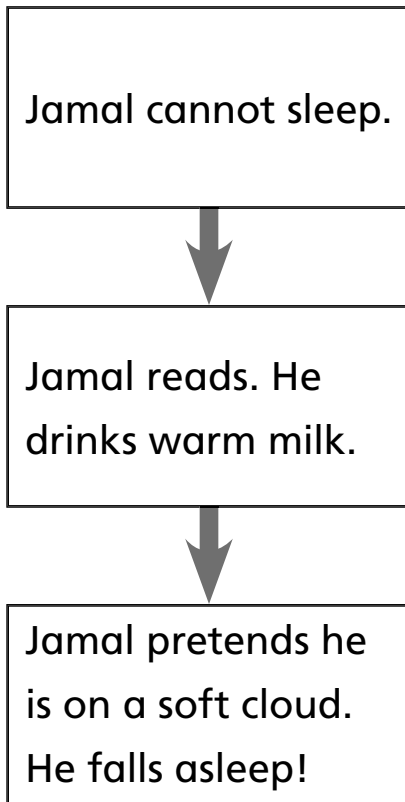
Have partners use the chart to retell the story.

### CLOSE AND ASSESS

Have children tell what a problem is (something that needs to be fixed) and what a solution is (how someone fixes the problem).

## Problem and Solution

Some stories start with a **problem**. The story tells how a character fixes the problem. This is the **solution**.

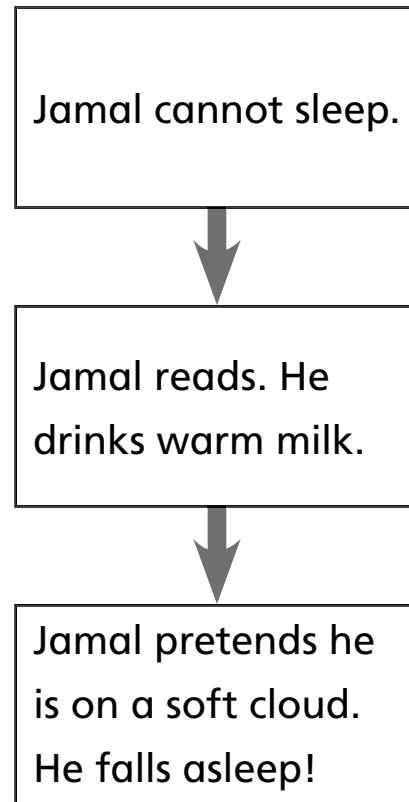


**Problem:** Jamal cannot sleep.

**Solution:** Jamal pretends he is on a soft cloud.


## Problem and Solution

Some stories start with a **problem**. The story tells how a character fixes the problem. This is the **solution**.



**Problem:** Jamal cannot sleep.

**Solution:** Jamal pretends he is on a soft cloud.



## Come On, Henry

Farmer Brown wants to get Henry the horse out of the barn. Then she can clean the barn. Farmer Brown tries to pull Henry. He will not move. Then the farmer tries to push Henry. He still will not move.

María comes into the barn. She has a carrot. She holds out the carrot. Henry takes a step toward María. Then she leads Henry out of the barn.

“Thanks, María!” says Farmer Brown.