

Draw Conclusions

Apply In:

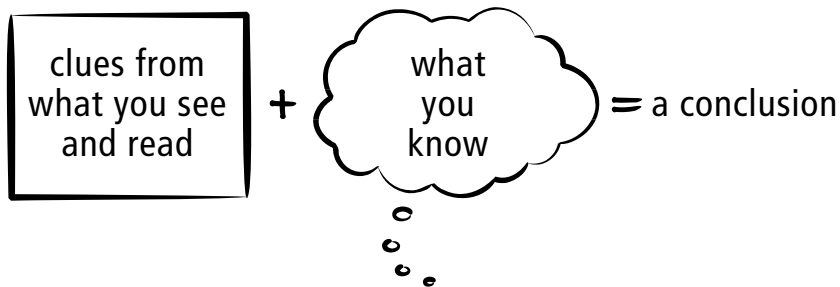
- Leveled Book: *A Great Day in the City*
- Leveled Book: *Sing a Song of People*

1 Reteach

Pantomime being very tired. Give clues that you need sleep by yawning, letting your eyes droop, slumping, etc. Ask: **How do you think I feel?** (You are tired/sleepy.) **How do you know?** Talk about the clues that children used.

Say: **Sometimes you use clues to figure things out. Clues are little pieces of information that you see or read. You put the clues together with what you already know. When you figure things out like this, you draw a conclusion.**

Display this chart:



Now display the picture. Ask children if they think many people live there or just a few. Then ask: **How did you figure that out? What clues did you use?** Use the chart to discuss how children combined clues with what they know to draw a conclusion.

2 Practice with a Partner

Have partners play "Where Did I Go?" Read aloud a different set of clues to each pair. Children put the clues together with what they know to figure out "where you went."

- bathing suit, towel, shovel, pail (beach)
- ball, bat, baseball glove (baseball field)
- money, coupons, shopping list (store)
- library card, book bag, books to return (library)

Materials

- picture that clearly shows a large city

Draw Conclusions

3 Apply

Distribute copies of the **Draw Conclusions Bookmark**. Explain that children should refer to the Bookmark as they read. Then form groups.

- ▶ **Beginning Readers** read silently or aloud with a partner.
- ▶ **More Fluent Readers** read silently.

After reading, bring groups together to talk about the conclusions they drew while reading the stories. Use the **Multi-Level Strategies** to support children at all proficiency levels.

BEGINNING	INTERMEDIATE	ADVANCED
Have children who read <i>A Great Day in the City</i> turn to page 5 and draw a conclusion. Ask: How did Mom get to the city? Did she take a plane or did she walk to the city? How do you know?	Ask children who read <i>Sing a Song of People</i> : Do you think some people on page 4 are shopping? Help them explain how they combined clues in the story with what they know to answer.	Have children who read <i>Sing a Song of People</i> use complete sentences to state conclusions. For example: <i>I think there is a dentist on page 3. I see someone is looking into a woman's mouth.</i>

Record children's ideas in a chart like this:

Clues	Conclusions

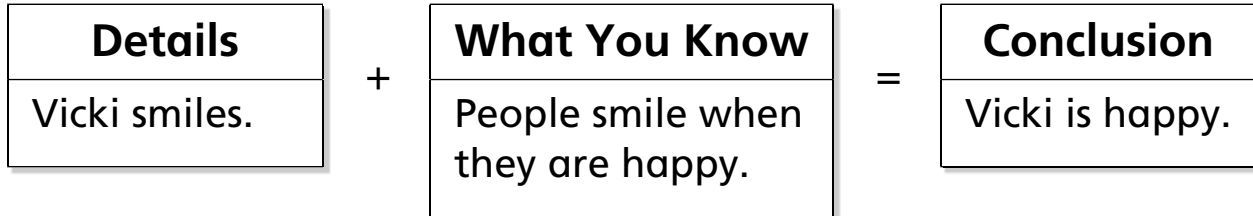
Have children draw a group conclusion from the cover of their book.

CLOSE AND ASSESS

Ask children how to draw a conclusion. (Put together what you know with clues from what you see and read.)

Draw Conclusions

Use details in a story and what you know to **draw conclusions**.

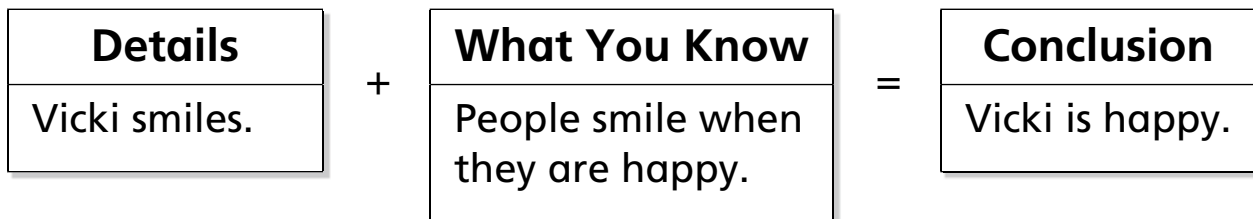


© Hampton-Brown



Draw Conclusions

Use details in a story and what you know to **draw conclusions**.

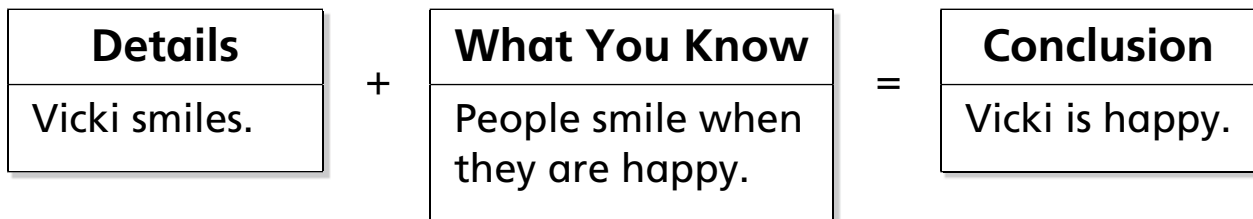


© Hampton-Brown



Draw Conclusions

Use details in a story and what you know to **draw conclusions**.



© Hampton-Brown

