

Main Idea/Details

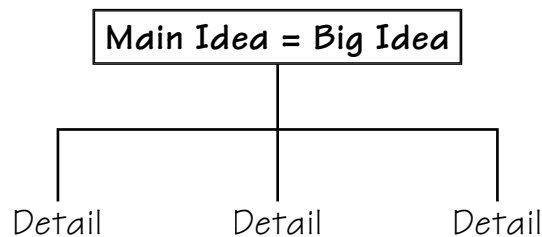
Apply In:

 ● Leveled Book: *Homes*

1 Reteach

Display the magazine pictures and name what is shown in each one. Tell children that you want to make a book. Staple the pictures together. Staple a blank cover to the pictures. Write the title as you explain: **These are all pictures of rooms in a house. I can call this book: All Kinds of Rooms.**

Post this chart and explain main idea and details.



- ▶ The main idea is the big idea, or what the book is mostly about.
- ▶ *All Kinds of Rooms* is mostly about different rooms. We can say that the main idea is: There are different kinds of rooms in a house.
- ▶ The details tell more about the main idea.
- ▶ What tells more about the main idea of *All Kinds of Rooms*? Let's look at the pictures and list the different kinds of rooms. These are the details.

2 Practice with a Partner

Give each pair of children a picture of a kitchen or a living room. Help them create a main-idea statement about the picture. For example: *We cook in the kitchen.* Then have them take turns giving details that support the main idea. For example, children can say: *We cook with pots and pans. We cook noodles on the stove.*

Materials

- magazine pictures of a bedroom, bathroom, living room, and kitchen
- construction paper for cover

Main Idea/Details

3 Apply

Distribute copies of the **Main Idea and Details Bookmark**. Explain that children should refer to the Bookmark as they listen or read. Then form groups.

- ▶ **Beginning Readers** listen as you conduct a Picture Walk and read the book aloud.
- ▶ **More Fluent Readers** read silently.

After reading, have children identify the main idea and details in the book. Use the **Multi-Level Strategies** to involve children at all proficiency levels.

BEGINNING

Ask which of your statements is the main idea: **There are homes in many different places.** Or: **There are homes by the sea.** Have children point to the places as you name them.

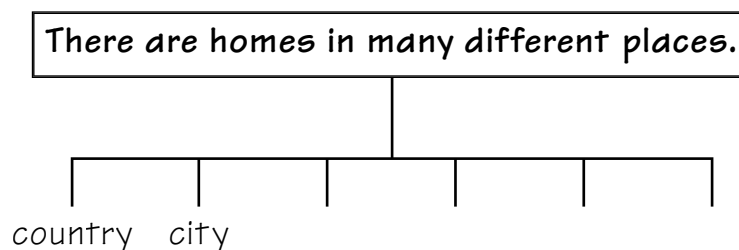
INTERMEDIATE

Ask which of your statements is the main idea: **There are homes in many different places.** Or: **There are homes by the sea.** Have children name the places on each page.

ADVANCED

Ask what the main idea is. (There are homes in many different places.) Then challenge children to identify details using complete sentences: **There are homes in the country.**

Record children's ideas in a chart:

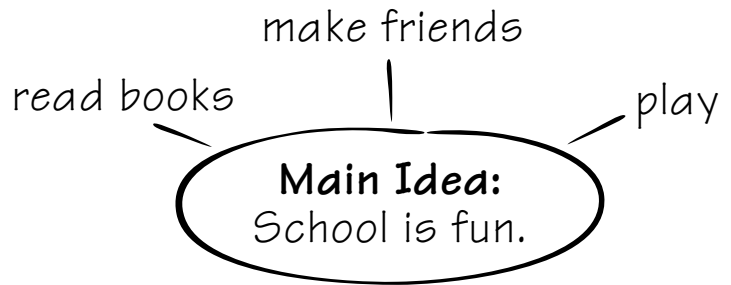


CLOSE AND ASSESS

Ask children what a main idea is. (the big, or most important idea)
Ask what a detail does. (tells more about the main idea)

Main Idea and Details

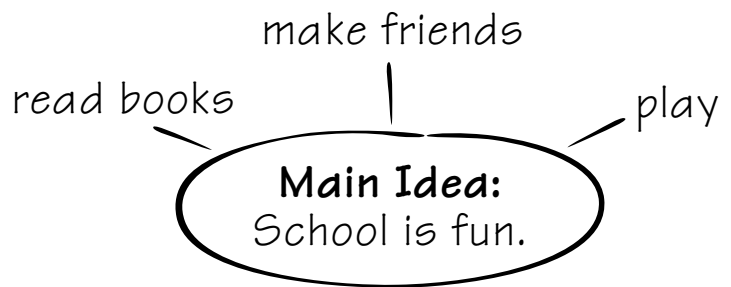
The **main idea** is the big idea. **Details** tell more about the main idea.



© Hampton-Brown

Main Idea and Details

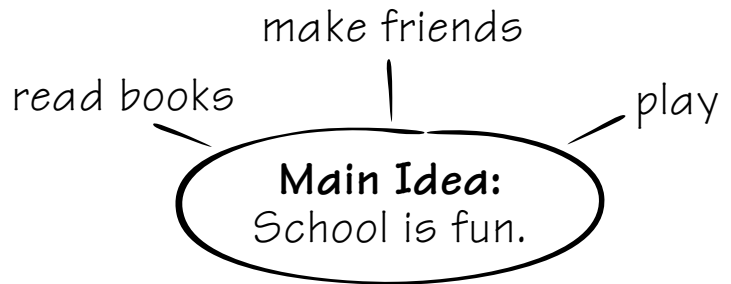
The **main idea** is the big idea. **Details** tell more about the main idea.



© Hampton-Brown

Main Idea and Details

The **main idea** is the big idea. **Details** tell more about the main idea.



© Hampton-Brown