



Corn

by Marvin Buckley

Overview

This book explains how corn is grown, what it is used for, and how it is made into different products.

Literacy Focus *Word Count: 221 words*

High Frequency Words
called, four, grow, grown, make, six, used

Content Words
seeds, cornflakes, gasoline, tortillas, row planter, corn combine, cornstarch, cornmeal, corn syrup, ethanol

Decoding Skills

- **Word Endings:** -ed (loaded, used, mixed, added)

- **R-controlled Vowel Sounds:** or, our, er (corn, tortillas, four, kernels)

- **Compound Words:** cornstarch, cornmeal, cornflakes, popcorn

**Comprehension/
Thinking Skills**

- Using illustrations
- Using facts and details
- Summarizing

Text Features

- Labels
- Bold-faced type
- Glossary

**Writing/Speaking
and Listening**

- Labeling a flowchart
- Discussing uses for corn

Observe/Assess

See Using Retellings in the Assessment Handbook.

Social Studies Focus

**Content and
Thinking Skills**

- Understanding that corn is a natural resource
- Knowing that corn is grown from seeds by farmers
- Learning how corn is processed into useful products
- Following how a natural resource becomes a finished product

Background Information

This book explains that corn is used to produce a number of useful products, including animal feed, ethanol, and food for human consumption. It outlines the process by which the farmers grow and harvest corn and how corn is taken to factories to be processed. Children are able to track how a natural resource becomes a finished product.

**Correlation to
National Standards**

Social Studies

- Production, Distribution, and Consumption

See Standards Chart on page 206.

Literacy Focus

Set the Scene

Ask children to write a list of all the things they know about corn. Ask them to share some of their ideas with the rest of the group. You may wish to record the ideas on a list to be displayed.

Read and Discuss

Cover and Title Page

Show children the book. Ask children what they think this book will tell us about corn.

Pages 2–3

Ask children to look at the pictures and read the labels. Predict what the text may tell us about these items.

Pages 4–5

Have the children read the text themselves. Ask:

What is the farmer doing?

What does the machine do?

Pages 6–7

Help children to decode the word *combine*.

Ask:

What is the farmer doing now?

What does this machine do?

Pages 8–15

Continue to read the text, providing the appropriate level of support. Discuss each of the products to clarify children's understanding.

Page 16

Use the glossary on page 16 to help children with unfamiliar vocabulary.

Respond

- Encourage the children to look for words with a vowel followed by an *r* in the text and to think of other words that have these *r*-controlled vowel sounds.

- Demonstrate how adding *-ed* to the end of an action word changes its tense. Ask children to think of as many words as they can that end with *-ed* and are in the past tense.
- Write the compound words that contain the word *corn*.

<input type="radio"/>	<input type="radio"/>	<input type="radio"/>
cornstarch	popcorn	
cornmeal	cornflakes	



Facts and Details

Activity Master, page 56

Use the Activity Master, page 56, to encourage children to recall facts from the book.



Meeting

Individual Needs

For specific teaching strategies for meeting individual needs, see pages 198–203.

Social Studies Focus

Social Studies Concept

Corn is grown by farmers because it is a valuable crop that is used to make a variety of products.

Activities

Growing Corn Seeds

Have children plant corn seeds. Gather materials to provide details on how to care for the plants as they grow. Suggest that they sketch and make notes of the plants' growth.

Is This Corn?

Gather a variety of products made from corn. Give children time to look, smell, touch, and (when appropriate) taste the things you have found. Include corn seeds, corn cobs (fresh and dried), cornstarch, corn syrup, cornmeal, popcorn, cornflakes, and tortillas.

Corn Is Important

Ask the children to list a number of reasons why it is important that farmers produce corn.

Cooking with Corn

If possible, involve children in cooking and sampling some of the products mentioned in the book. Making popcorn, tortillas, corn on the cob, or even a bowl of cornflakes would be a good follow-up activity to this book.



From Seed to Popcorn

Activity Master, page 57

Ask children to label the flowchart on the Activity Master, page 57, that shows the different steps in growing and harvesting corn.

Name _____

C o r n

Use words from the Word Bank to complete the sentences.
Then use the book to check your sentences.

Word Bank


row planter	tortillas	4 to 6 months	Cornstarch
corn combine	Ethanol	seeds	

1. Corn is grown from _____ .
2. A _____ plants the seeds in rows.
3. Corn takes about _____ to grow.
4. Farmers pick the corn with a machine called a
_____ .
5. _____ is mixed with other things
to make paper.
6. Cornmeal is used to make _____ .
7. _____ can be added to gasoline
to make it work better.

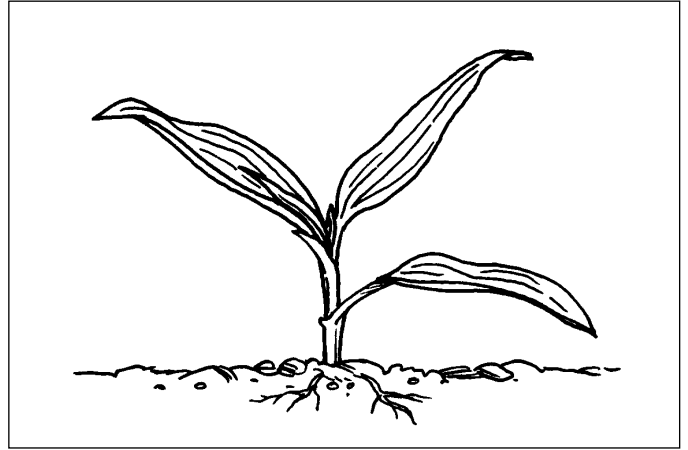
Name _____

Corn


Write labels that tell the steps in growing corn.




1. _____



2. _____



3. _____



4. _____
