



Meet the Johnson Family

by Jan Pritchett

Overview

This book helps children understand the basic needs of a family.

Literacy Focus *Word Count: 52 words*

High Frequency Words

get, live, them, things

Content Words

family, needs, home, food, water, clothes

Reinforcing Decoding Skills

- **Long Vowel Sounds:** *e* (*needs, each, these*)
- **Initial Consonants:** *f* (*family, food*)
- **Initial Consonant Digraphs:** *th* (*things, these*)

Print Conventions

- **Capitalization:** Proper nouns

Comprehension/Thinking Skills

- Classifying
- Determining cause and effect
- Identifying main ideas and details

Text Features

- Labels
- Summary chart

Writing/Speaking and Listening

- Writing about how families meet their needs
- Discussing family needs
- Sharing ideas about how families are alike and different

Observe/Assess

See Retellings on page 170.

Social Studies Focus

Content and Thinking Skills

- Understanding the basic needs of a family
- Identifying how families meet their needs

Background Information

Families are people who live together and depend upon each other. Family members take care of the basic needs of the family, such as providing food, clothing, shelter, and emotional support. The family also interacts socially and economically with members of their community.

Correlation to National Standards Social Studies

- Individuals, Groups, and Institutions
- Culture

See Standards Chart on page 208.

Literacy Focus

Set the Scene

Discuss families with children.
Ask:

Who are your family members?

What important things does your family provide for you?

Read and Discuss

Cover and Title Page

Read the title and the author's name on the cover and the title page. Have children look at the pictures. Ask what they think the book is about.

Pages 2-3

Read page 3 to children and help them read the names of the people in the photographs. Point out that the names are given on picture labels. Explain that people's names are always written with capital letters.

Pages 4-11

Read each page aloud and have children examine the drawings, photographs, and labels. Point out that the drawings are repeated from page to page.

Page 12

Read the text on the page and point out that the drawings form a summary chart of the family's needs.

Respond

- Write the word *needs* on the board and say it, emphasizing the long *e* vowel sound. Underline the *ee*. Then follow the same procedure with the words *each* and *these*. Point out that the long *e* vowel sound can be spelled in different ways. Invite children to name other words with the long *e* sound. Write them on the board as children say them.

○	○	○
needs	each	these
feet	bean	scene

- Have children find two words on page 7 that begin with the consonant *f* (*family*, *food*). Follow a similar procedure to have children identify the letters *th* spelling /th/ in *things* and /TH/ in *these* on page 12.



Classifying

Activity Master, page 116

On Activity Master, page 116, have children label the pictures using words in the Word Bank.



English Language Learners

Share with children that the word *family* refers to a group of people. Even though there is more than one person in a family, a family is only one group. Help children see that the plural word *families* is used to refer to more than one family.

Social Studies Focus

Social Studies Concept

A family needs shelter, food, water, clothing, and the support of other family members.

Activities

Planning Meals

To emphasize that families can meet needs in different ways, have children tell about a meal they often eat at home. Discuss the similarities and differences among the meals.

Family Times

Help children make a schedule for a typical day for their family. Schedules can include wake-up times, school hours, mealtimes, bedtime, and more.

Family Needs

Display pictures one at a time of different families meeting different needs. Have children name the need being met in each picture.

Families in Poems

Read the poems in *Fathers, Mothers, Sisters, Brothers: A Collection of Family Poems* by Mary Ann Hoberman to the class. You can share the illustrations that accompany each poem.



Reasons for Needs

Activity Master, page 117

For Activity Master, page 117, have children draw a line from each family need to the reason for the need.

Name _____

Meet the Johnson Family

Use words from the Word Bank to label the need shown in each of the pictures.

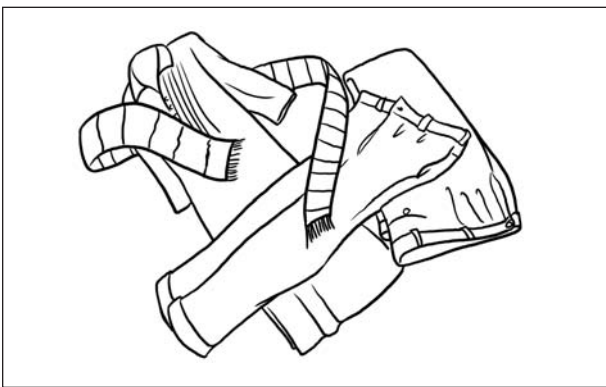

Word Bank

clothes

each other

food and water

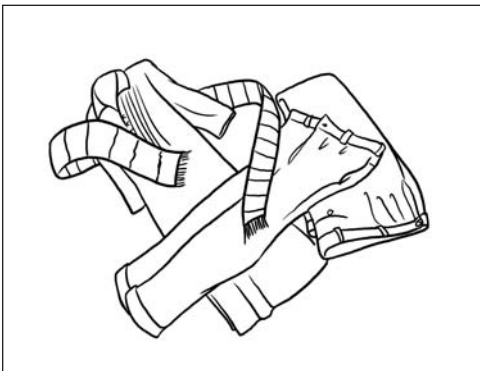

home



Name _____

Meet the Johnson Family

Draw a line from each need to the reason for the need.



to get things done

to live in

to keep strong
and healthy

to keep warm

